

How to Purchase Fusion 360 on Amazon.com

Amazon has decided to include Fusion 360 in their 1-day sale, Prime Day on Tuesday, July 12th **Fusion 360 will be \$25** for a 1-year subscription (91% discount from the regular price of \$300)

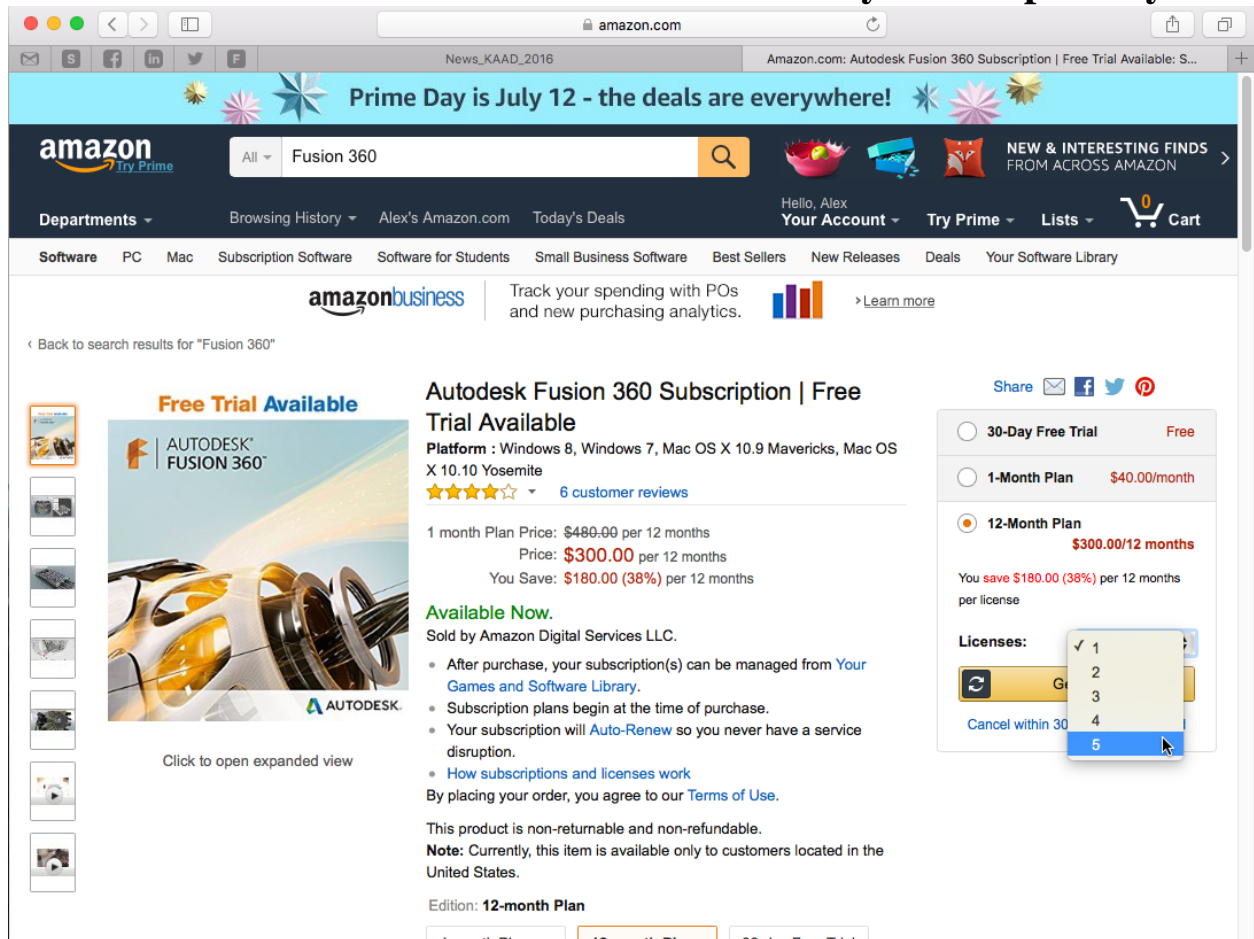
Note: Amazon.com allows you purchase 1-5 subscriptions per transaction. If you would like to purchase more than 5, simply make multiple purchases. This special pricing is available only to Amazon Prime customers. If you are not already a Prime customer, you can join and will have 30 days to cancel the membership.

Step 1: Go to the Fusion 360 Page on Amazon.com

Amazon - Fusion 360 Page

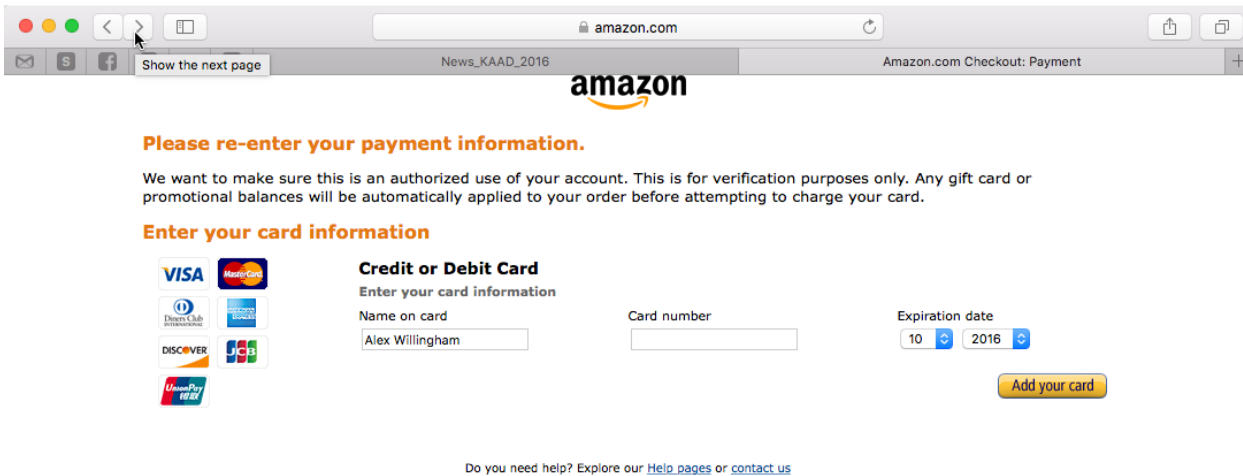
Full URL: https://www.amazon.com/Autodesk-Fusion-Subscription-Trial-Available/dp/B00VGTFOYA/ref=sr_1_2?ie=UTF8&qid=1467311960&sr=8-2&keywords=fusion+360

Step 2: Select “12 Month Plan” and choose how many subscriptions you want



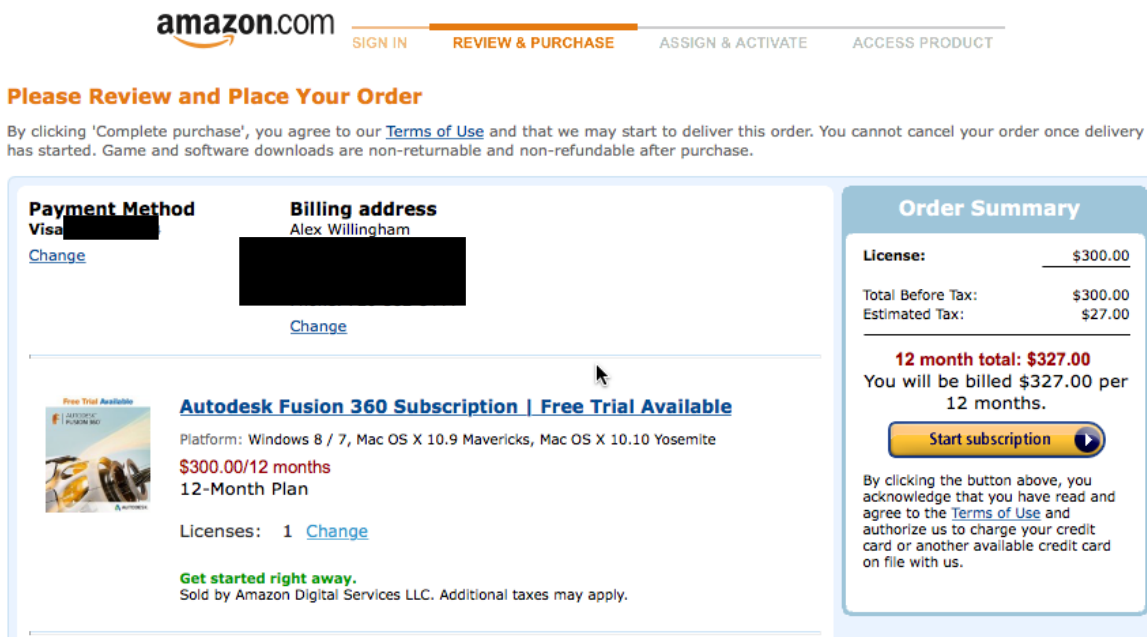
(1-5)

Step 3: Choose payment method



The screenshot shows the Amazon checkout page at the URL 'amazon.com'. The page title is 'Amazon.com Checkout: Payment'. The main heading is 'Please re-enter your payment information.' Below this, a message states: 'We want to make sure this is an authorized use of your account. This is for verification purposes only. Any gift card or promotional balances will be automatically applied to your order before attempting to charge your card.' The section is titled 'Enter your card information' and includes a 'Credit or Debit Card' sub-section. It prompts the user to 'Enter your card information' and provides input fields for 'Name on card' (filled with 'Alex Willingham'), 'Card number', and 'Expiration date' (set to '10' and '2016'). There are icons for various payment methods: VISA, MasterCard, Discover Club, Discover, American Express, and UnionPay. An 'Add your card' button is located at the bottom right of the form. A help link is provided at the bottom: 'Do you need help? Explore our [Help pages](#) or [contact us](#)'.

Step 4: Verify your billing address, and click the “Start Subscription” button



The screenshot shows the Amazon checkout page at the URL 'amazon.com'. The page title is 'Please Review and Place Your Order'. Below this, a message states: 'By clicking "Complete purchase", you agree to our [Terms of Use](#) and that we may start to deliver this order. You cannot cancel your order once delivery has started. Game and software downloads are non-returnable and non-refundable after purchase.' The page is divided into three main sections: 'Payment Method', 'Billing address', and 'Order Summary'. The 'Payment Method' section shows 'Visa' with a 'Change' link. The 'Billing address' section shows 'Alex Willingham' with a 'Change' link. The 'Order Summary' section shows the following details:

Order Summary	
License:	\$300.00
Total Before Tax:	\$300.00
Estimated Tax:	\$27.00
12 month total: \$327.00	
You will be billed \$327.00 per 12 months.	
Start subscription	
By clicking the button above, you acknowledge that you have read and agree to the Terms of Use and authorize us to charge your credit card or another available credit card on file with us.	

The 'Autodesk Fusion 360 Subscription | Free Trial Available' section is also visible, showing the platform (Windows 8 / 7, Mac OS X 10.9 Mavericks, Mac OS X 10.10 Yosemite), the price (\$300.00/12 months), and the 12-Month Plan. A 'Change' link is provided for the licenses. A 'Get started right away.' link is also present, with a note: 'Sold by Amazon Digital Services LLC. Additional taxes may apply.'

Step 5: Assign the licenses to yourself

Note: While you can assign licenses to other people in your organization through Amazon, this is not recommended. If you do this, you will not be able to reassign these licenses to other users in the future. It is best to assign all of the subscriptions to yourself. You can then manage the pool of subscriptions on the Autodesk portal at manage.autodesk.com. If you are purchasing the licenses for another person in your company, then assign all of the licenses to that person and they can manage them on the portal.

On the screen shown below, click the “Assign License to Yourself”

We will send you an e-mail confirmation shortly.

Thank you. Your licenses are now ready to be assigned.



Autodesk Fusion 360 Subscription | Free Trial Available

Purchased on: Thu, Jun 30, 2016

Licenses: 2

After purchase, this license will be electronically delivered to your software library. From the library, you may assign this license to another user. Please note that once the product has been activated by the user, the license may not be transferred.

[Assign license to yourself](#)[Assign licenses](#)[Manage subscriptions](#)

Getting started with your new subscription:

View and manage all your subscriptions and licenses in Your Account > [Your Games and Software Library](#)



Assign Licenses

Assign a license to yourself or enter an email address to assign to someone else.



Link and Activate

Activate your assigned license by linking a new or existing account to your Amazon account.



Access Product

Get quick access to your product by clicking 'Access Product' button in your license management page.

You can either link the subscriptions to an existing Autodesk Account, or create a new Autodesk Account directly on this Amazon page:

Prime Day is July 12 - the deals are everywhere!

amazon Try Prime

All

Soak up summer

Departments - Browsing History - Alex's Amazon.com Today's Deals

Hello, Alex Your Account - Try Prime - Lists - Cart

✓ You have assigned a Autodesk Fusion 360 Subscription | Free Trial Available license to yourself.

Link your account to start using Autodesk Fusion 360 Subscription | Free Trial Available

To use your license, you must link a new or existing Autodesk account to your Amazon account.

Don't have an account for Autodesk?

You'll be taken to a new window, where you'll be asked to create a new Autodesk account.

Create new account and link

Have an existing account for Autodesk?

Use saved account

Select Account

Link existing account

Use a different account

After assigning the first subscription to yourself, make sure the rest are also assigned to you or the contact who will be managing the subscriptions:

amazon.com

Prime Day is July 12 - the deals are everywhere!

amazon

Soak up summer

Departments

Browsing History

Alex's Amazon.com

Today's Deals

Gift Cards & Registry

Sell

Hello, Alex

Your Account

Try Prime

Lists

Cart

Digital Games & Software

Subscription Asset Manager

Subscriptions

Licenses

Linked Accounts

Instant Access

Visit Subscription Software Store

Need Help?

Subscription Purchase and Access Help

Subscription Free Trial Help

Digital Software and Games Help Center

Contact us

✓ Your license is now active

Licenses Autodesk Fusion 360 Subscription | Free Trial Available [View All](#) Filter: All Licenses Search your licenses by user

Autodesk Fusion 360 Subscription | Free Trial Available 1 of 2 licenses assigned [Billing and Payment](#) [Access Product](#)

User	Status	Renewal	
	Unassigned	Renews Jun 30, 2017	Actions
	Active	Renews Jun 30, 2017	Actions

Add email to assign license

Email Address

Assign license

or

Assign to me

Step 6: Receive confirmation emails

You will receive two confirmation emails. The first from Amazon confirming the purchase. And the second, from Autodesk, will come once you have assigned the subscriptions to yourself.

Amazon Email:

Alex: Welcome to your Amazon.com Subscription to Autodesk Fusion 360 Subscription | Free Trial Available - Inbox

Message

Delete Archive Reply Reply Forward Attachment Move Rules Read/Unread Categorize Follow Up

Alex: Welcome to your Amazon.com Subscription to Autodesk Fusion 360 Subscription | Free Trial Available

Amazon.com <digital-no-reply@amazon.com>
Thursday, June 30, 2016 at 10:20 AM
To: Alex Willingham

Bing Maps Manage Add-ins...

amazon

Hi Alex,

Thank you for shopping with us. Your subscription to Autodesk Fusion 360 Subscription | Free Trial Available is active. You're now ready to assign your license(s) and start using this product by visiting [Your Software Subscriptions](#).

Autodesk Fusion 360 Subscription | Free Trial Available 12-Month Plan

Subscription Details

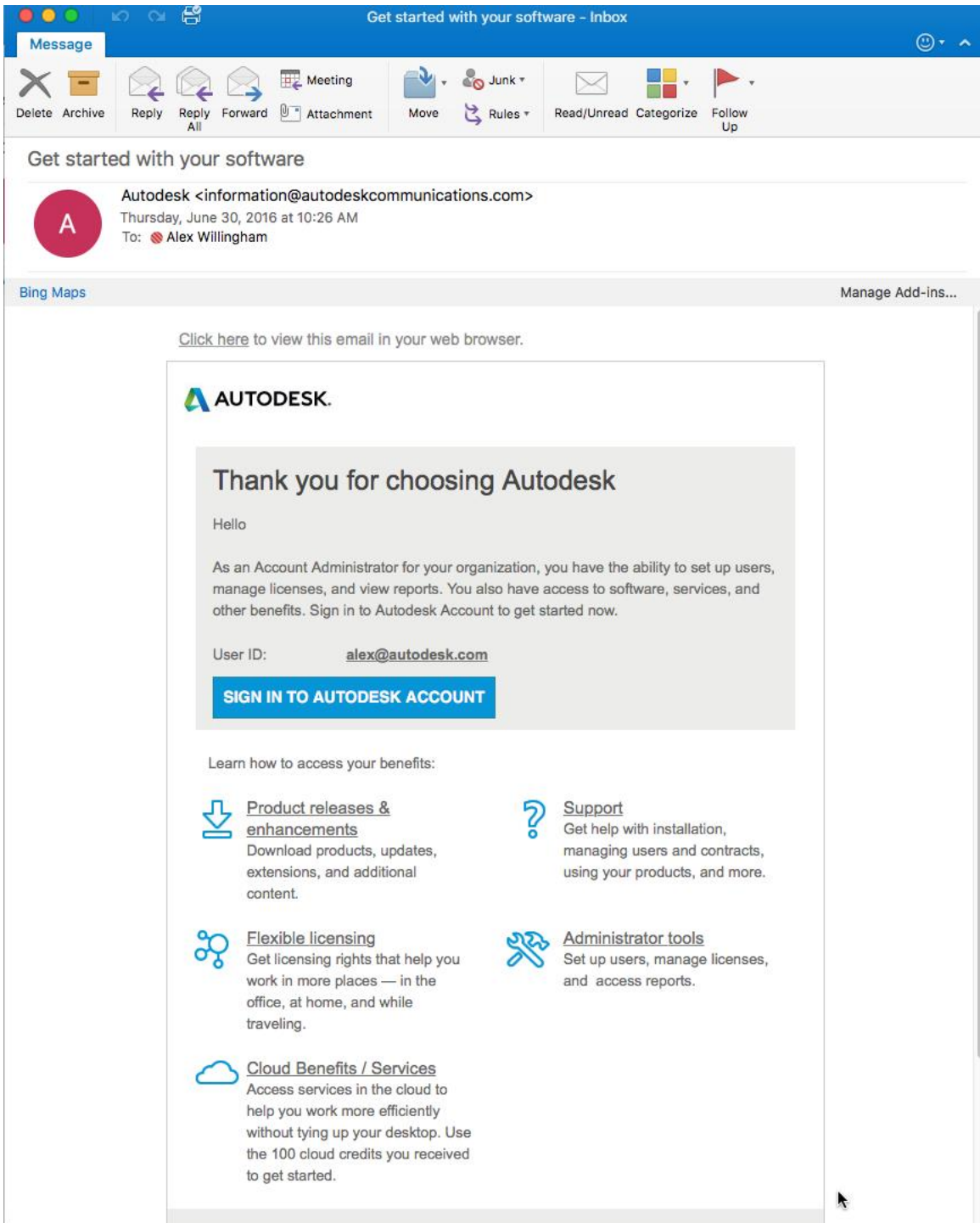
Subscription Start Date	Jun 30, 2016
Subscription Price	\$300.00
Subscription Type	12-Month Plan
Licenses Purchased	2

Payment Details

Payment Date	Jun 30, 2016
Order Total	\$600.00 + applicable tax
Payment Method	Visa ending in 6214

The Autodesk Email:

This email has a link to manage your subscriptions. That link takes you manage.autodesk.com where you can download the software and assign users.



The screenshot shows an Outlook email window titled "Get started with your software - Inbox". The email is from Autodesk <information@autodeskcommunications.com> sent on Thursday, June 30, 2016 at 10:26 AM to Alex Willingham. The email content includes the Autodesk logo, a "Thank you for choosing Autodesk" message, and a "SIGN IN TO AUTODESK ACCOUNT" button. Below the button, there are four sections: "Product releases & enhancements", "Support", "Flexible licensing", and "Cloud Benefits / Services".

Get started with your software

Autodesk <information@autodeskcommunications.com>
Thursday, June 30, 2016 at 10:26 AM
To: Alex Willingham

Click [here](#) to view this email in your web browser.

AUTODESK.

Thank you for choosing Autodesk

Hello

As an Account Administrator for your organization, you have the ability to set up users, manage licenses, and view reports. You also have access to software, services, and other benefits. Sign in to Autodesk Account to get started now.

User ID: alex@autodesk.com

SIGN IN TO AUTODESK ACCOUNT

Learn how to access your benefits:

- Product releases & enhancements**
Download products, updates, extensions, and additional content.
- Support**
Get help with installation, managing users and contracts, using your products, and more.
- Flexible licensing**
Get licensing rights that help you work in more places — in the office, at home, and while traveling.
- Administrator tools**
Set up users, manage licenses, and access reports.
- Cloud Benefits / Services**
Access services in the cloud to help you work more efficiently without tying up your desktop. Use the 100 cloud credits you received to get started.