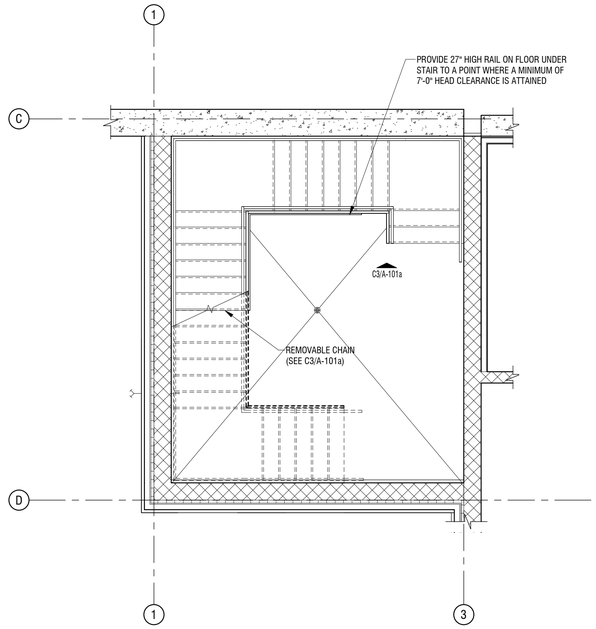

C1	UNDER STAIR RAILING
1/4" = 1'-0"	

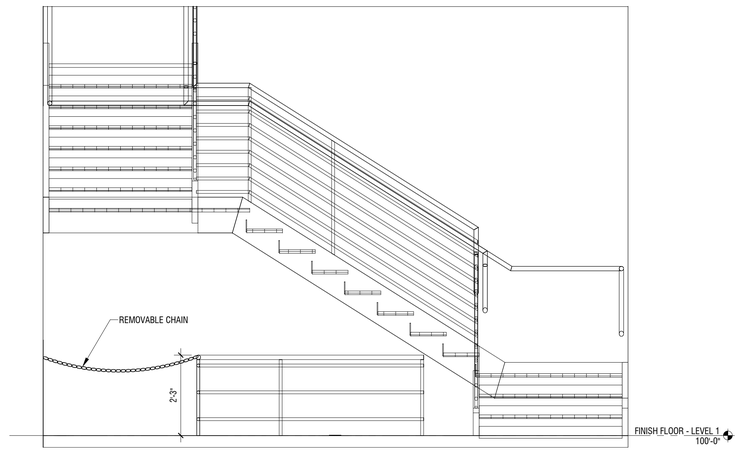

C3	UNDER STAIR ELEVATION
1/2" = 1'-0"	

KEYED NOTES

1. CONC. SLAB. SEE STRUCTURAL
2. CONTROL JOINTS, TYP. SEE STRUCTURAL
3. ELECTRICAL EQUIPMENT. SEE ELECTRICAL
4. NARCOTICS LOCK BOX
5. TRENCH DRAIN
6. 1/48 MAX FLOOR SLOPE
7. CONTROL JOINT
8. CONC BOLLARD. SEE A-552/B5 FOR DETAIL

SEE SHEETS A-101 AND A-102 FOR GENERAL NOTES

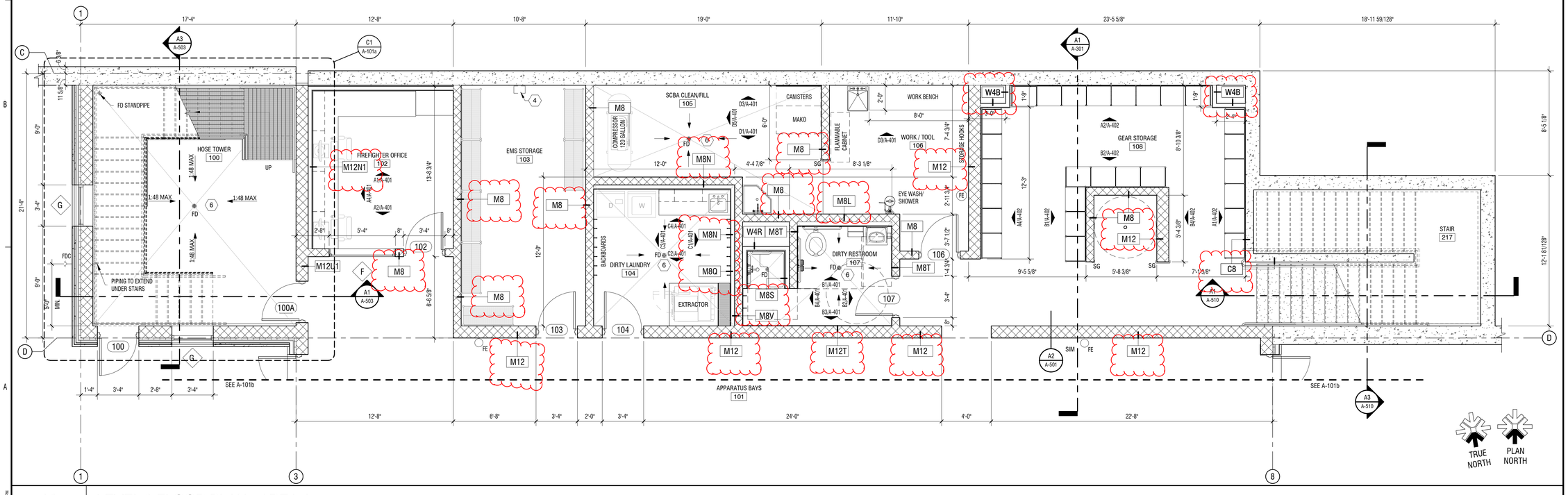

A1	LEVEL 1 FLOOR PLAN - AREA A
1/4" = 1'-0"	

design west | architects
255 SOUTH 300 WEST
795 NORTH 400 WEST
LOGAN UT 84321
SALT LAKE CITY UT 84103

LEHI FIRE STATION #83

LEHI, UT

MARK:	DATE:	DESCRIPTION:

PROJECT #:	815064
DRAWN BY:	PALMER
CHECKED BY:	act
ISSUED:	8/4/2016

LEVEL 1 FLOOR PLAN - AREA A

A-101a

© COPYRIGHT DESIGN WEST ARCHITECTS 2015