

20'-2 1/2"

8 N.S.

6 F.S.

7

5

45°


31 N.S.F.S.

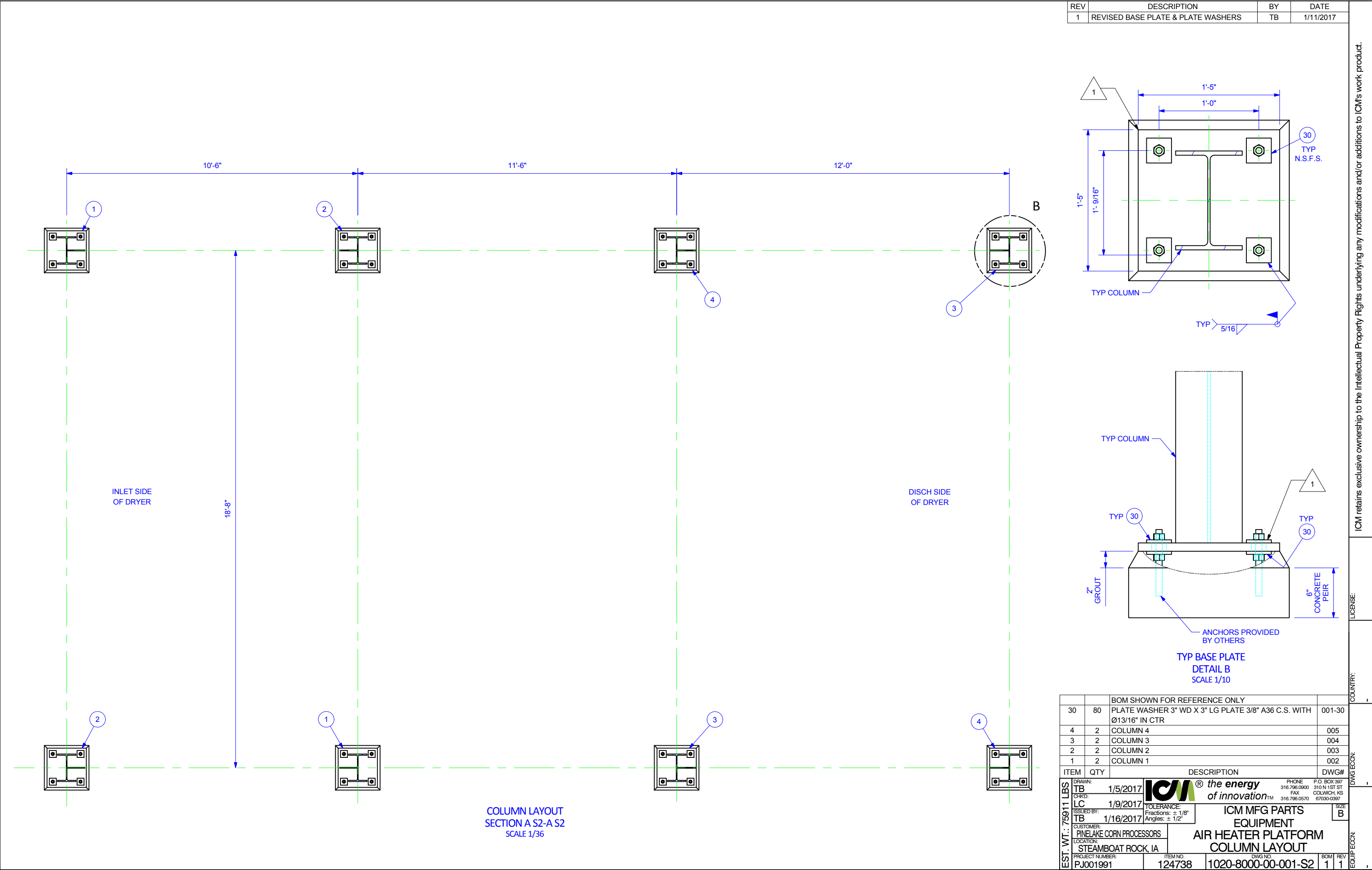
31 N.S.F.S.

45°

FOR COLUMN LAYOUT
SEE A S2

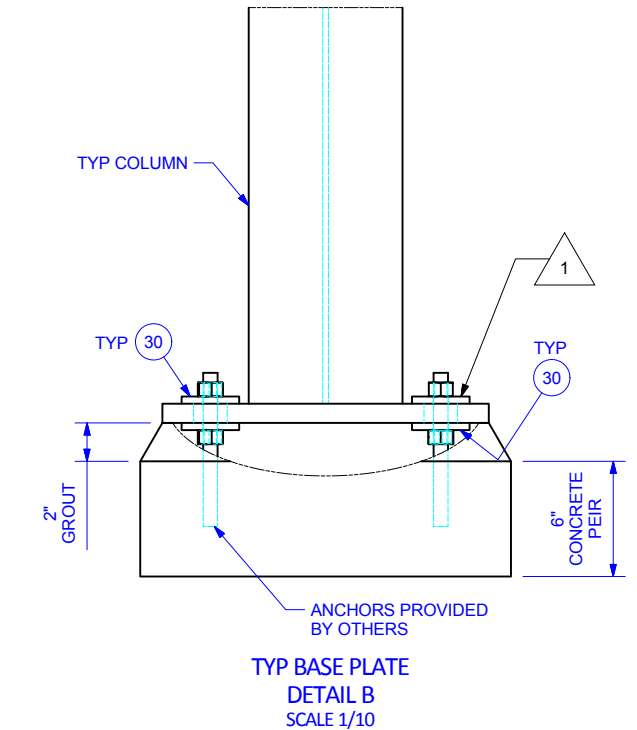
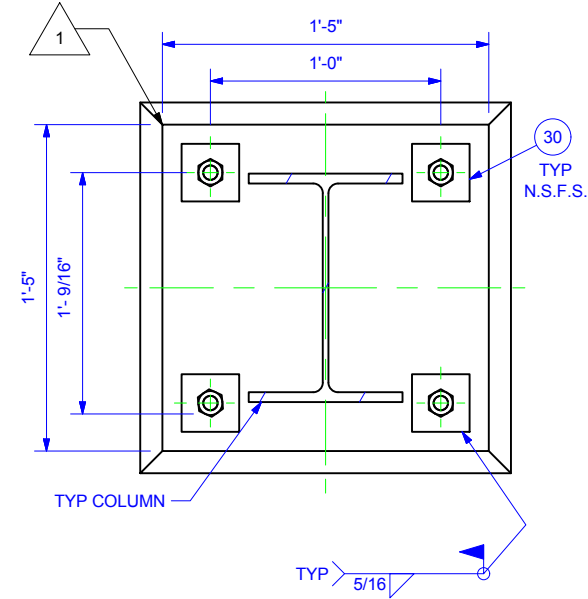
18'-8"





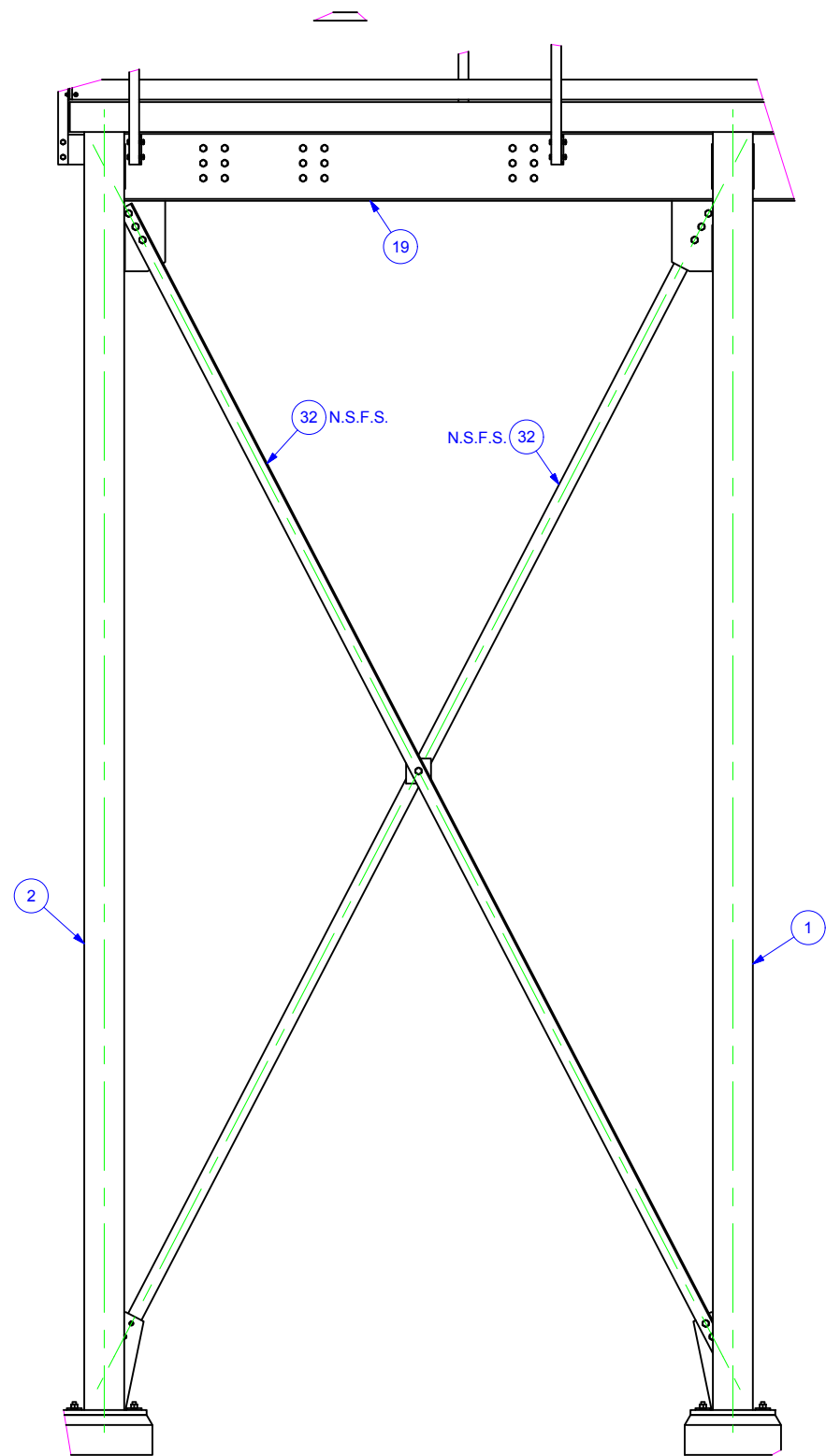
COLUMN LAYOUT
SECTION A S2-A S2
SCALE 1/36

REV	DESCRIPTION	BY	DATE
1	REVISED BASE PLATE & PLATE WASHERS	TB	1/11/2017

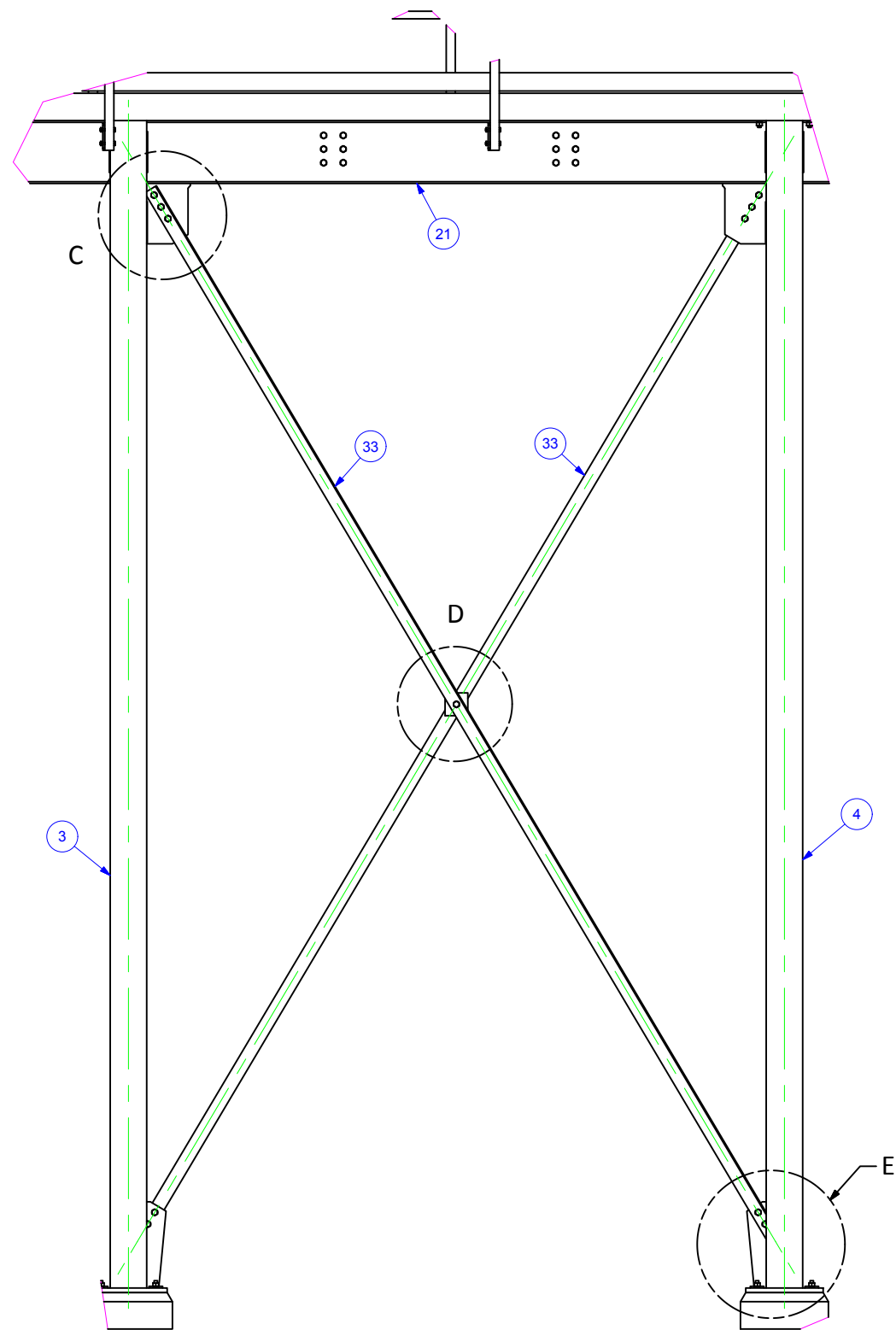


BOM SHOWN FOR REFERENCE ONLY			
30	80	PLATE WASHER 3" WD X 3" LG PLATE 3/8" A36 C.S. WITH Ø13/16" IN CTR	001-30
4	2	COLUMN 4	005
3	2	COLUMN 3	004
2	2	COLUMN 2	003
1	2	COLUMN 1	002

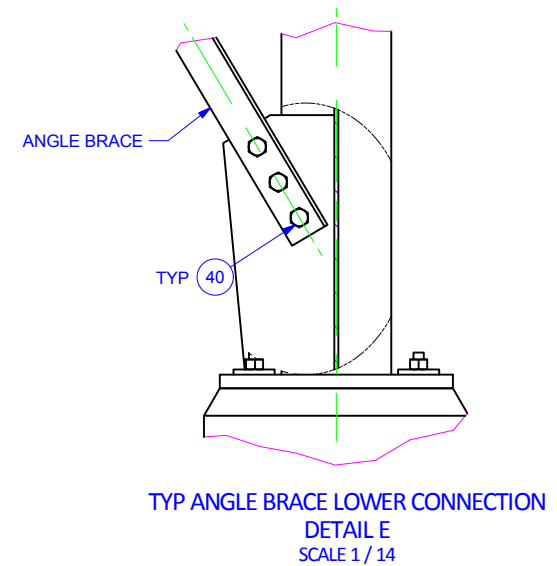
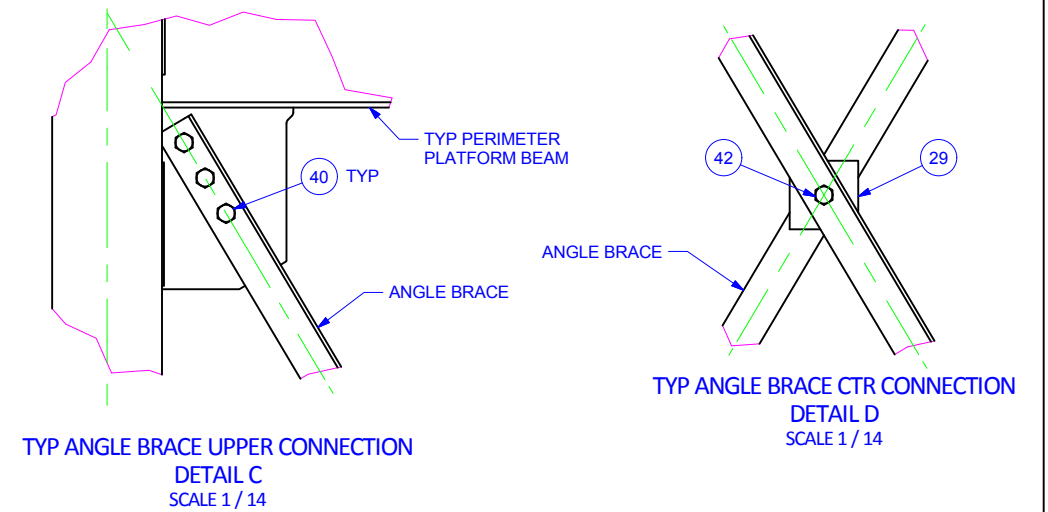
ITEM	QTY	DESCRIPTION	DWG#
DRAWN: TB 1/5/2017			
CHKD: LC 1/9/2017			
ISSUED BY: TB 1/16/2017			
CUSTOMER: PINELAKE CORN PROCESSORS			
LOCATION: STEAMBOAT ROCK, IA			
PROJECT NUMBER: PJ001991			
ITEM NO. 124738			
DWG NO. 1020-8000-00-001-S2			
BOM/REV 1/1			



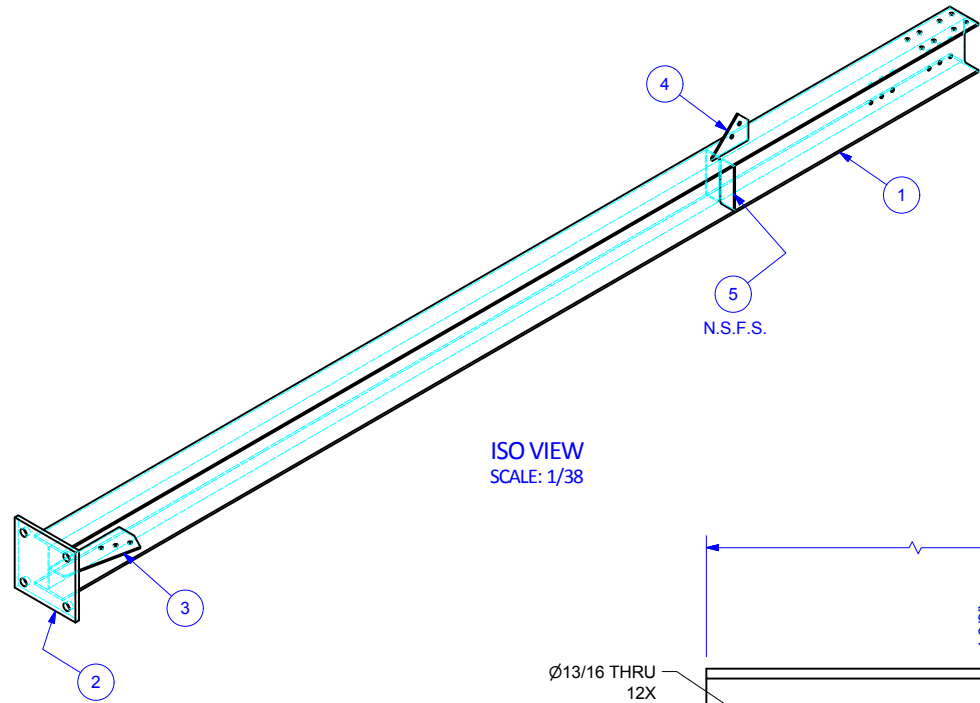
INLET END BRACE LAYOUT
N.S. SHOWN F.S. SIMILIAR
DETAIL A S3
SCALE 1 / 36



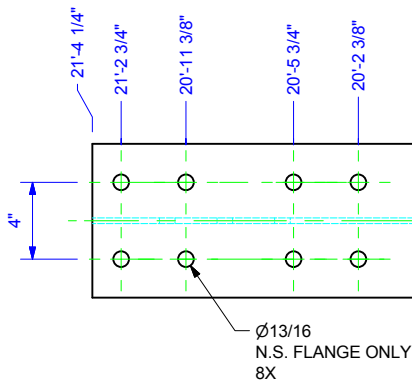
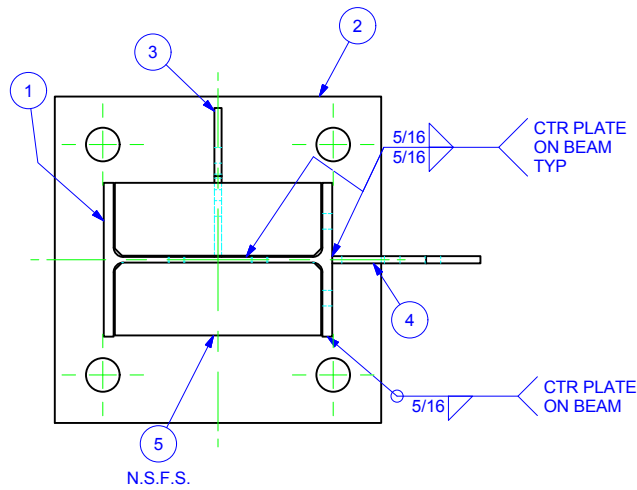
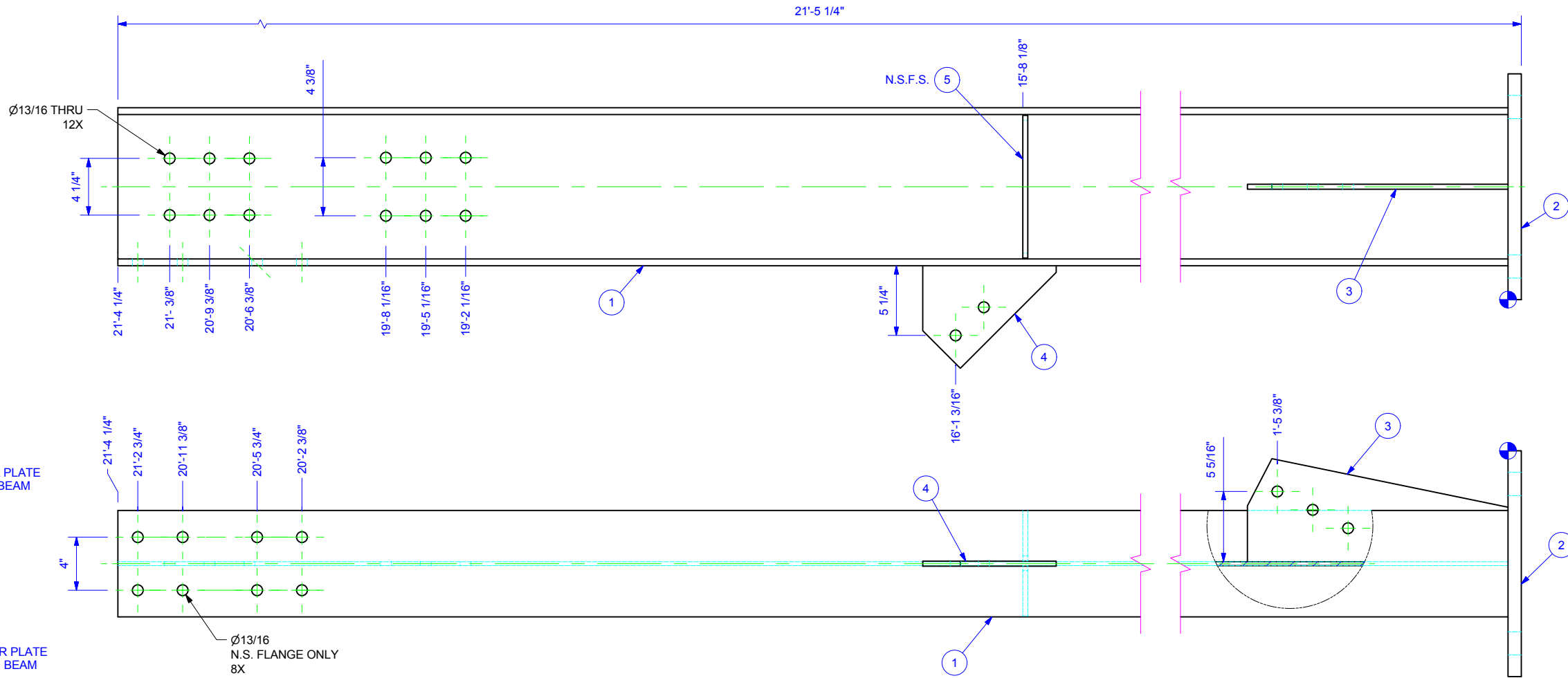
DISCHARGE END BRACE LAYOUT
N.S. SHOWN F.S. SIMILIAR
DETAIL B S3
SCALE 1 / 36



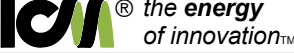
42	4	116218	BOLT 3/4-10 UNC - 1 3/4" LG A325 PLAIN W/NUT	
40	216	107135	BOLT 3/4-10 UNC - 1 1/2" LG A325 PLAIN W/NUT	
33	4	111241	ANGLE 3" X 3" X 1/4" X 40' A36 C.S.	032
32	4	111241	ANGLE 3" X 3" X 1/4" X 40' A36 C.S.	031
29	4		BRACE CONN PLATE 5" WD X 5" LG PLATE 3/8" A36 C.S. WITH Ø13/16" IN CTR	001-29
21	1		PLATFORM BEAM ASSY 13	022
19	1		PLATFORM BEAM ASSY 11	020
ITEM	QTY	PART#	DESCRIPTION	DWG#
BOM SHOWN FOR REFERENCE ONLY				
DRAWN: TB 1/5/2017				
CHKD: LC 1/9/2017				
ISSUED BY: TB 1/16/2017				
CUSTOMER: PINELAKE CORN PROCESSORS				
LOCATION: STEAMBOAT ROCK, IA				
PROJECT NUMBER: PJ001991				
ITEM NO. 124738				
DWG NO. 1020-8000-00-001-S3				
BOM REV 1 0				

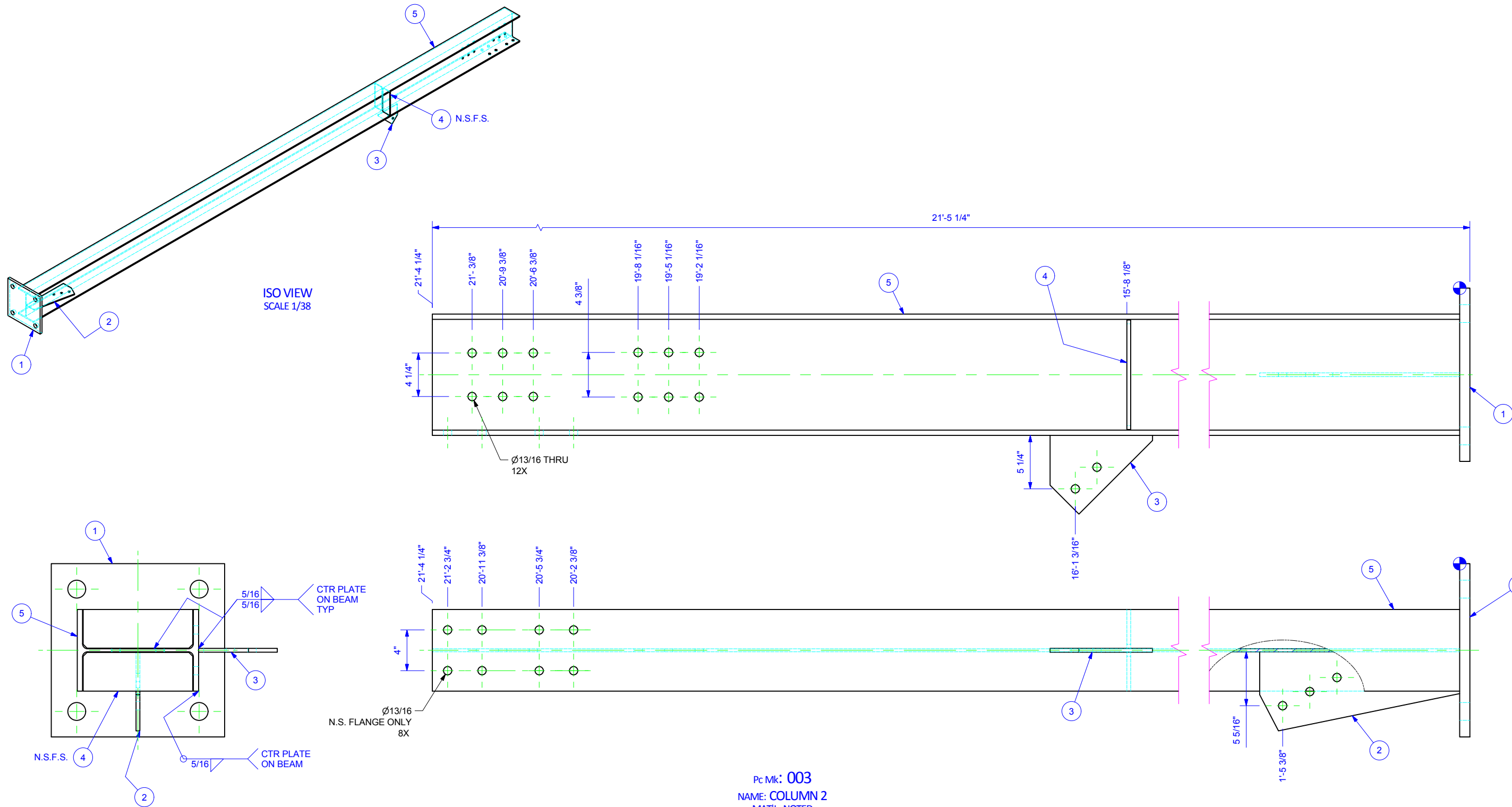


ISO VIEW
SCALE: 1/38

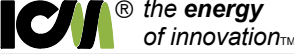


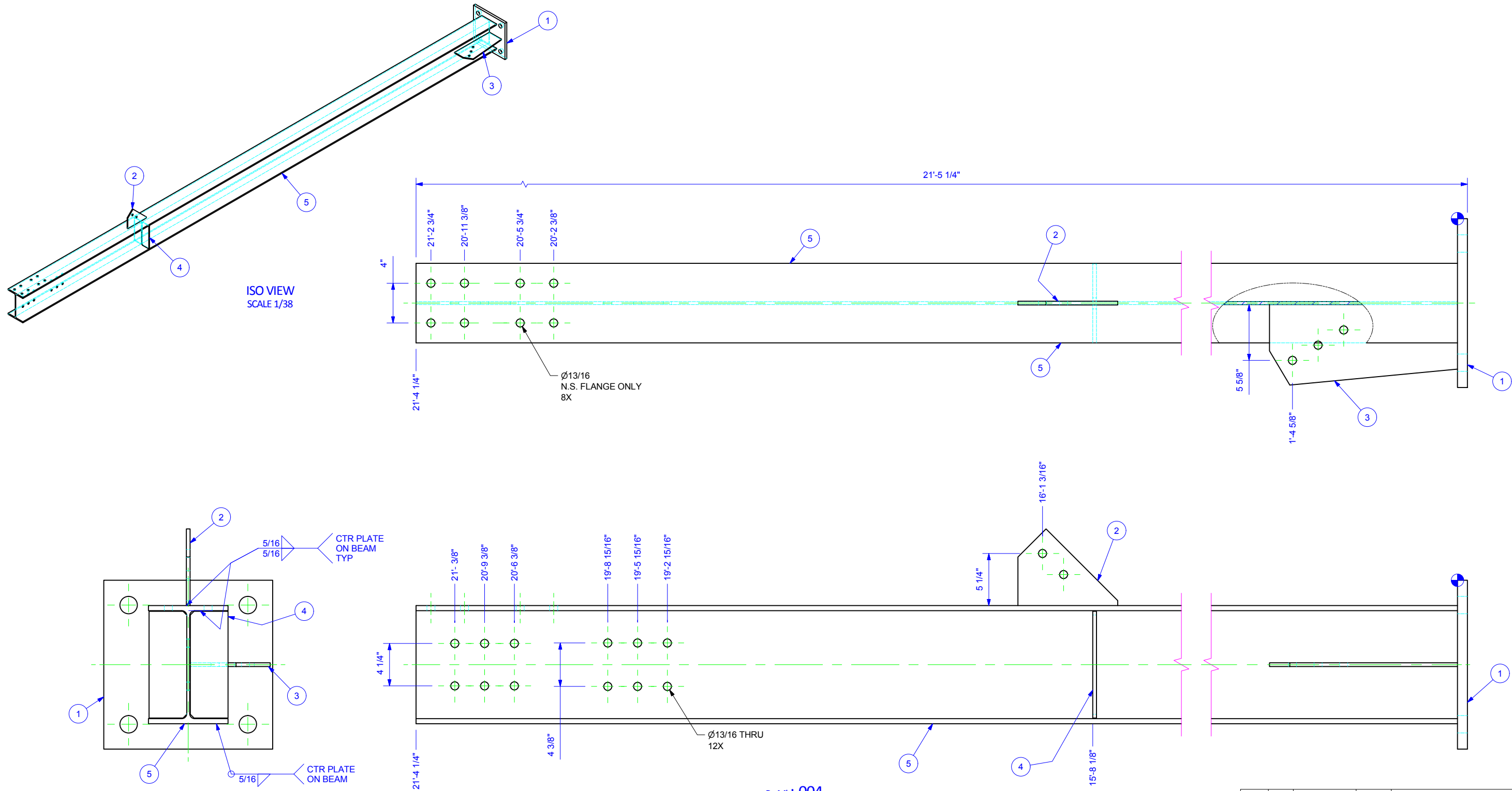
Pc Mk: 002
NAME: COLUMN 1
MAT'L: NOTED
FINISH: ICM GRAY
SCALE: 1/10

5	2			BEAM STIFFENER 3 13/16" WD X 10 3/4" LG PLATE 3/8" A36 C.S.	002-5
4	1			CLIP - 3	037
3	1			CLIP - 2	036
2	1			BASE PLATE	035
1	1	21'-4 1/4"	111660	BEAM W12 X 40# X 25' A992 GR50S C.S.	002-1
ITEM	QTY	CUT LENGTH	PART#	DESCRIPTION	DWG#
DRAWN: TB	1/5/2017	 ICM ® <i>the energy of innovation</i> PHONE 316.796.0900 P.O. BOX 397 FAX 316.796.0570 COLWICH, KS 67030-0397			
CHKD: LC	1/9/2017				
ISSUED BY: TB	1/16/2017	TOLERANCE: Fractions: ± 1/8" Angles: ± 1/2° ICM MFG PARTS EQUIPMENT AIR HEATER PLATFORM COLUMN 1			
CUSTOMER: PINELAKE CORN PROCESSORS					
LOCATION: STEAMBOAT ROCK, IA					
PROJECT NUMBER: PJ001991	ITEM NO: 124738	DWG NO: 1020-8000-00-002	BOM/REV: 1/0	SIZE: B	



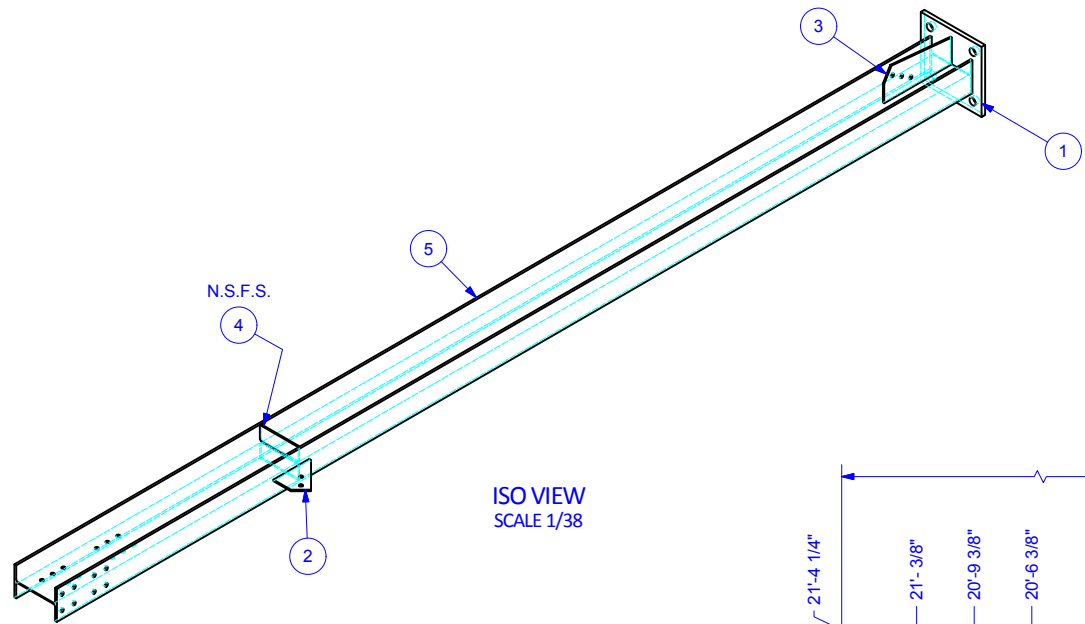
Pc Mk: 003
NAME: COLUMN 2
MAT'L: NOTED
FINISH: ICM GRAY
SCALE: 1/10

5	1	21'-4 1/4"	111660	BEAM W12 X 40# X 25' A992 GR50S C.S.	002-1
4	2			BEAM STIFFENER 3 13/16" WD X 10 3/4" LG PLATE 3/8" A36 C.S.	002-5
3	1			CLIP - 3	037
2	1			CLIP - 2	036
1	1			BASE PLATE	035
ITEM	QTY	CUT LENGTH	PART#	DESCRIPTION	DWG#
DRAWN: TB	1/5/2017	 ICM ® <i>the energy of innovation</i> TM			
CHKD: LC	1/9/2017				
ISSUED BY: TB	1/16/2017	ICM MFG PARTS EQUIPMENT AIR HEATER PLATFORM COLUMN 2			
CUSTOMER: PINELAKE CORN PROCESSORS					
LOCATION: STEAMBOAT ROCK, IA		PROJECT NUMBER: PJ001991			
EST. WT.: 925 LBS					
ITEM NO. 124738		DWG NO. 1020-8000-00-003	BOM	REV 1	0

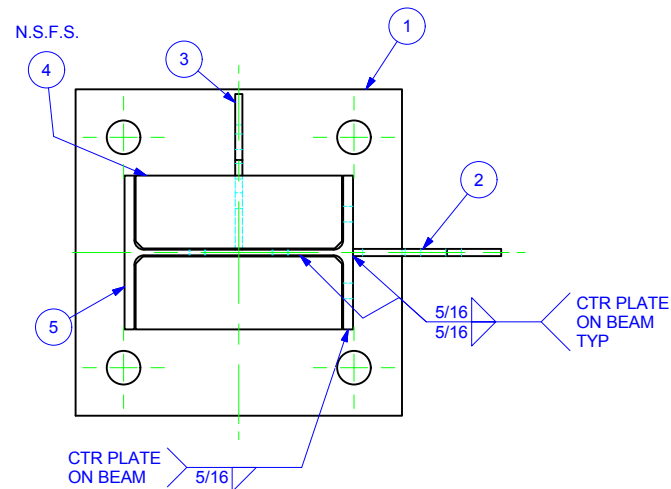
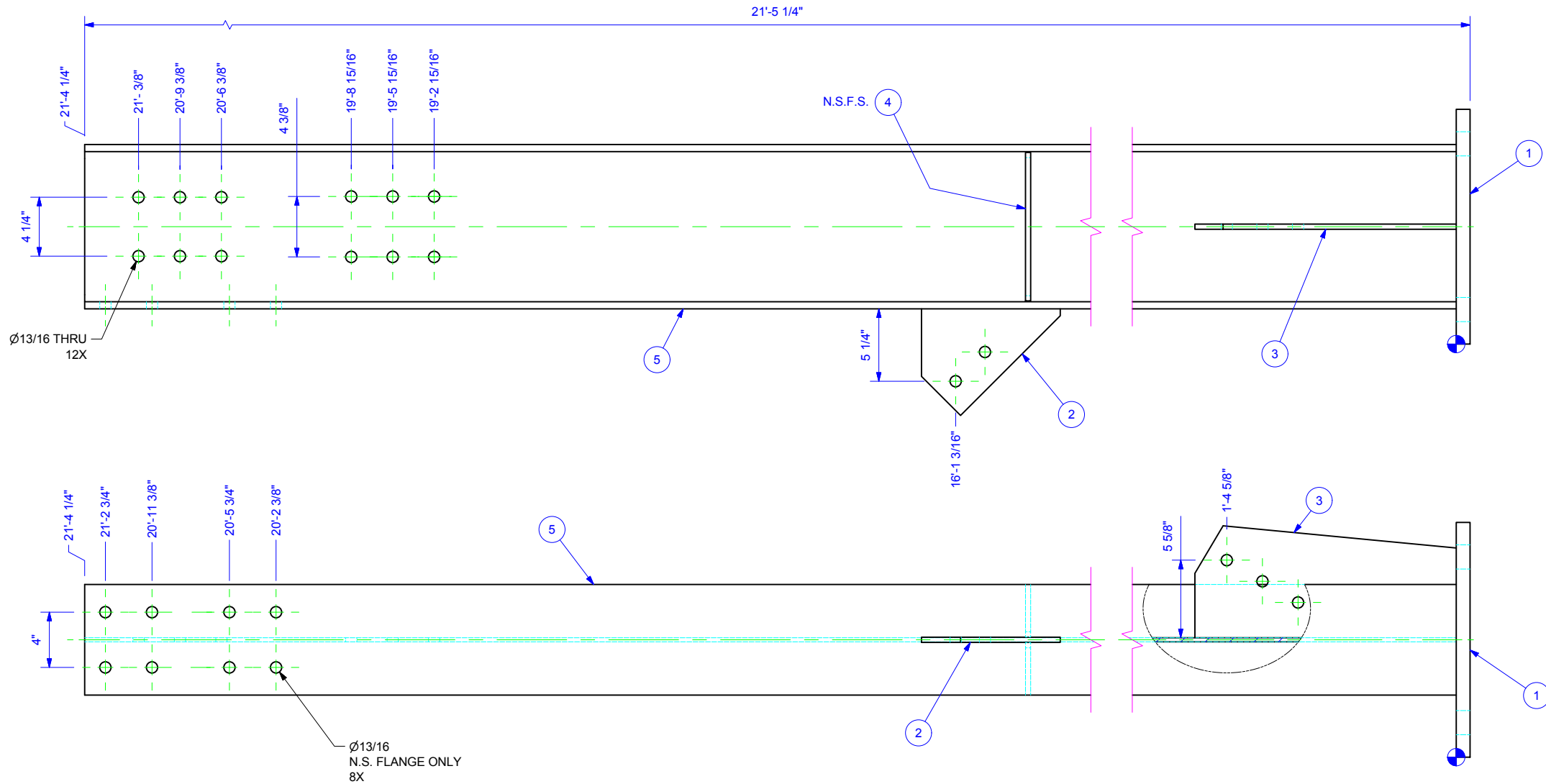


Pc Mk: 004
NAME: COLUMN 3
MAT'L: NOTED
FINISH: ICM GRAY
SCALE: 1/10

5	1	21'-4 1/4"	111660	BEAM W12 X 40# X 25' A992 GR50S C.S.	004-5
4	2			BEAM STIFFENER 3 13/16" WD X 10 3/4" LG PLATE 3/8" A36 C.S.	002-5
3	1			CLIP - 5	038
2	1			CLIP - 3	037
1	1			BASE PLATE	035
ITEM	QTY	CUT LENGTH	PART#	DESCRIPTION	DWG#
<div><div><div>DRAWN: TB 1/5/2017</div><div>CHKD: LC 1/9/2017</div><div>ISSUED BY: TB 1/16/2017</div><div>CUSTOMER: PINELAKE CORN PROCESSORS</div><div>LOCATION: STEAMBOAT ROCK, IA</div><div>PROJECT NUMBER: PJ001991</div></div><div><div><div>ICM® the energy of innovation™</div><div>ICM MFG PARTS EQUIPMENT AIR HEATER PLATFORM COLUMN 3</div></div><div><div>TOLERANCE: Fractions: ± 1/8" Angles: ± 1/2°</div><div>PHONE 316.796.0900 P.O. BOX 397 310 N 1ST ST COLWICH, KS 67030-0397</div><div>FAX 316.796.0570</div></div></div></div>					
EST. WT.: 925 LBS		ITEM NO. 124738		DWG NO. 1020-8000-00-004	BOM/REV 1/0



ISO VIEW
SCALE 1/38



Pc Mk: 005
NAME: COLUMN 4
MAT'L: NOTED
FINISH: ICM GRAY
SCALE: 1/10

5	1	21'-4 1/4"	111660	BEAM W12 X 40# X 25' A992 GR50S C.S.	004-5
4	2			BEAM STIFFENER 3 13/16" WD X 10 3/4" LG PLATE 3/8" A36 C.S.	002-5
3	1			CLIP - 5	038
2	1			CLIP - 3	037
1	1			BASE PLATE	035
ITEM	QTY	CUT LENGTH	PART#	DESCRIPTION	DWG#
DRAWN: TB 1/5/2017					
CHKD: LC 1/9/2017					
ISSUED BY: TB 1/16/2017					
CUSTOMER: PINELAKE CORN PROCESSORS			TOLERANCE: Fractions: ± 1/8" Angles: ± 1/2"		
LOCATION: STEAMBOAT ROCK, IA			ICM MFG PARTS EQUIPMENT AIR HEATER PLATFORM COLUMN 4		
PROJECT NUMBER: PJ001991			ITEM NO: 124738		DWG NO: 1020-8000-00-005
					BOM 1 REV

ICM® the energy of innovation™

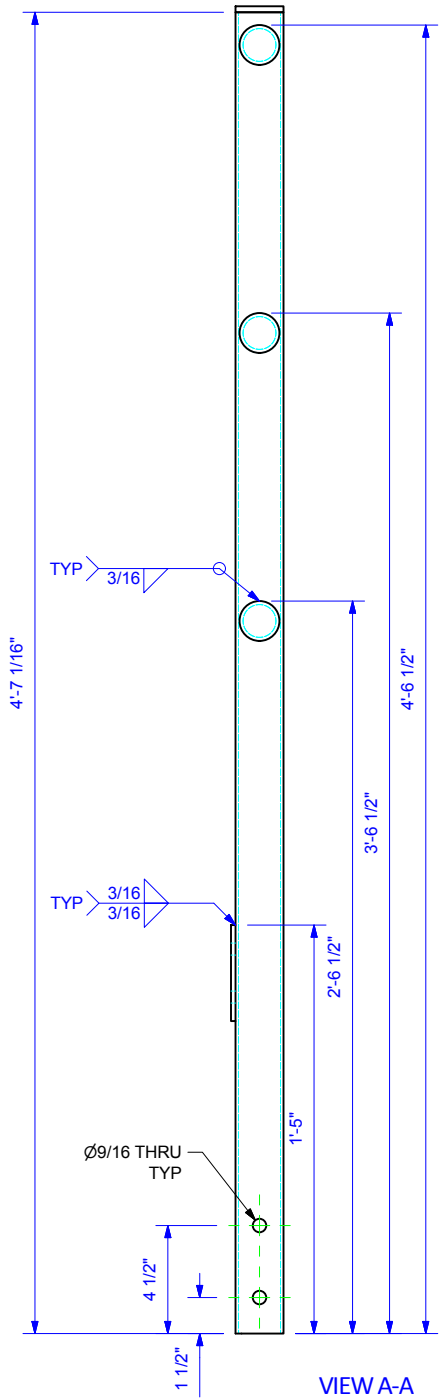
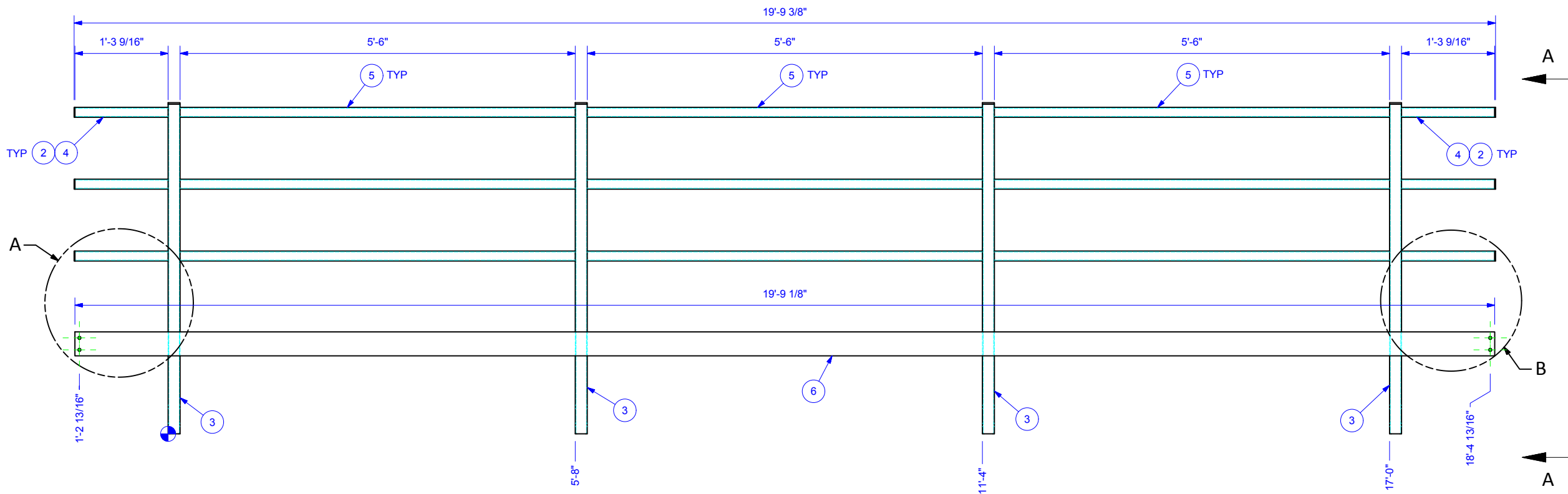
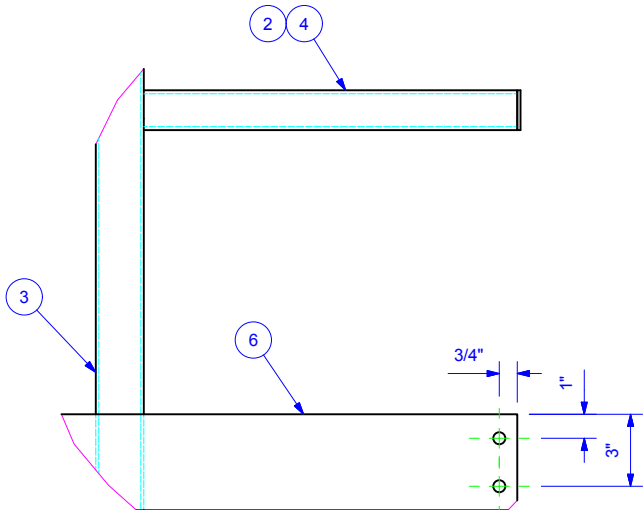
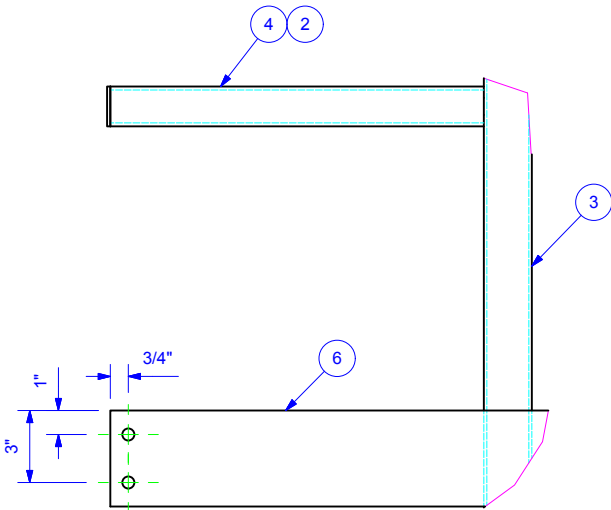
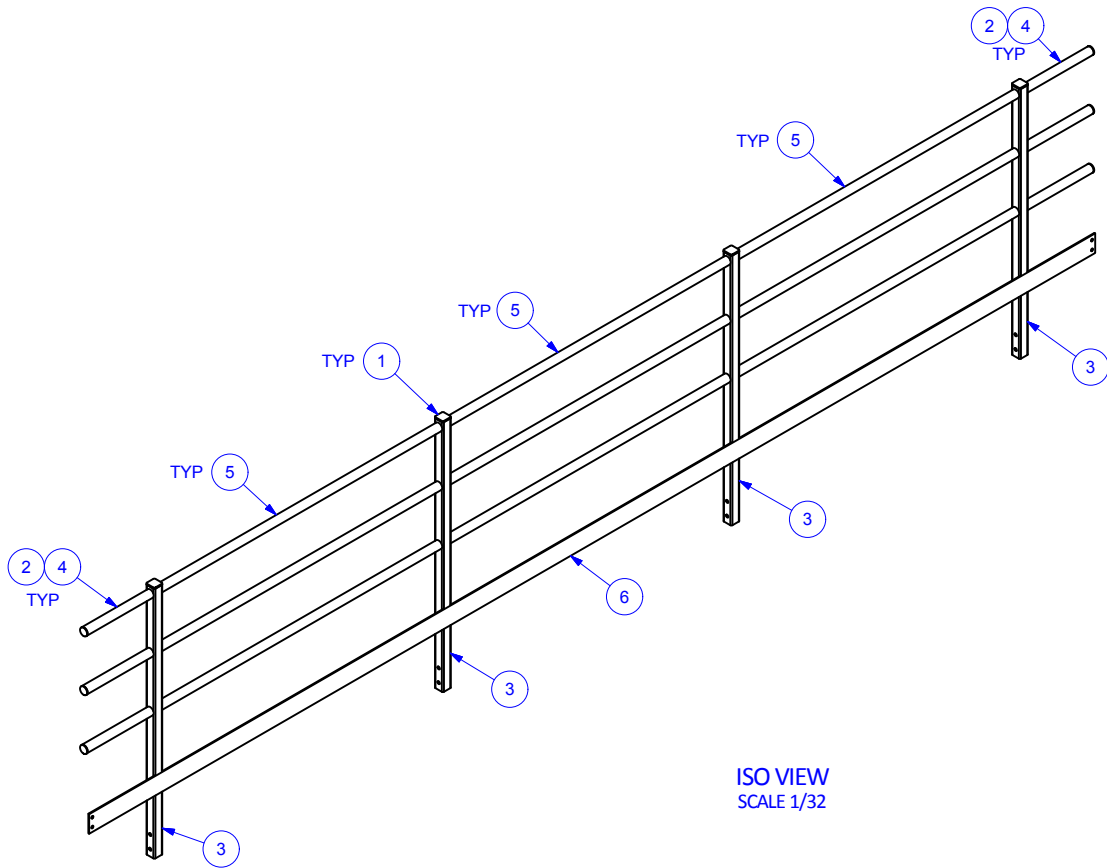
PHONE 316.796.0900 P.O. BOX 397 310 N 1ST ST COLWICH, KS 67030-0397

FAX 316.796.0570 316.796.0397

SIZE B

ICM Trade Secret Information Exempted from Public Disclosure under US Freedom of Information Act 5 USC § 552(b)(4) and under Iowa Code § 22.7(3). ICM Proprietary/Confidential Commercial and Trade Secret Information Protected by Confidentiality Agreement, U.S. Economic Espionage Act, and Uniform Trade Secrets Act. © 2017 ICM, Inc.

ITEM	QTY	CUT LENGTH	PART#	DESCRIPTION	DWG#
1	4		104785	INSERT 10-14GA 2" SQ BLACK PLASTIC	
2	6			RAIL END CAP	006-2
3	4		112415	SQ. TUBE 2" X 11GA X 24' A500 GR B/C C.S.	006-3
4	6	1'-3 9/16"	112267	TUBE 1.66 X 21' 12 GA A500 C.S.	009-4
5	9	5'-6"	112267	TUBE 1.66 X 21' 12 GA A500 C.S.	009-5
6	1	19'-9 1/8"	111423	FLAT BAR 3/16" X 4" X 20' A36 C.S.	009-6



Pc Mk: 009
NAME: HANDRAIL ASSY 4
MAT'L: NOTED
FINISH: ICM YELLOW
SCALE: 1/20

DRAWN: TB 1/5/2017

CHKD: LC 1/9/2017

ISSUED BY: TB 1/16/2017

CUSTOMER: PINELAKE CORN PROCESSORS

LOCATION: STEAMBOAT ROCK, IA

PROJECT NUMBER: PJ001991

EST. WT.: 242 LBS

PHONE: 316.796.0900

FAX: 316.796.0570

P.O. BOX 397

310 N 1ST ST

COLWICH, KS 67030-0397

ITEM NO. 124738

DWG NO. 1020-8000-00-009

BOM/REV 1/0

ICM® the energy of innovation™

ICM MFG PARTS EQUIPMENT

AIR HEATER PLATFORM

HANDRAIL ASSY 4

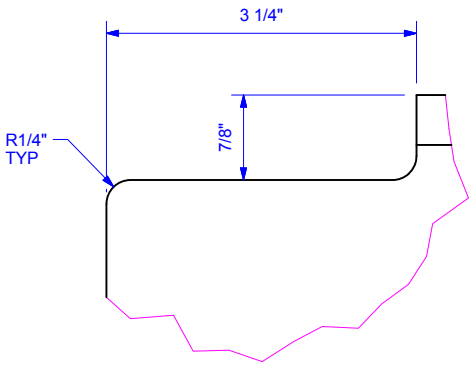
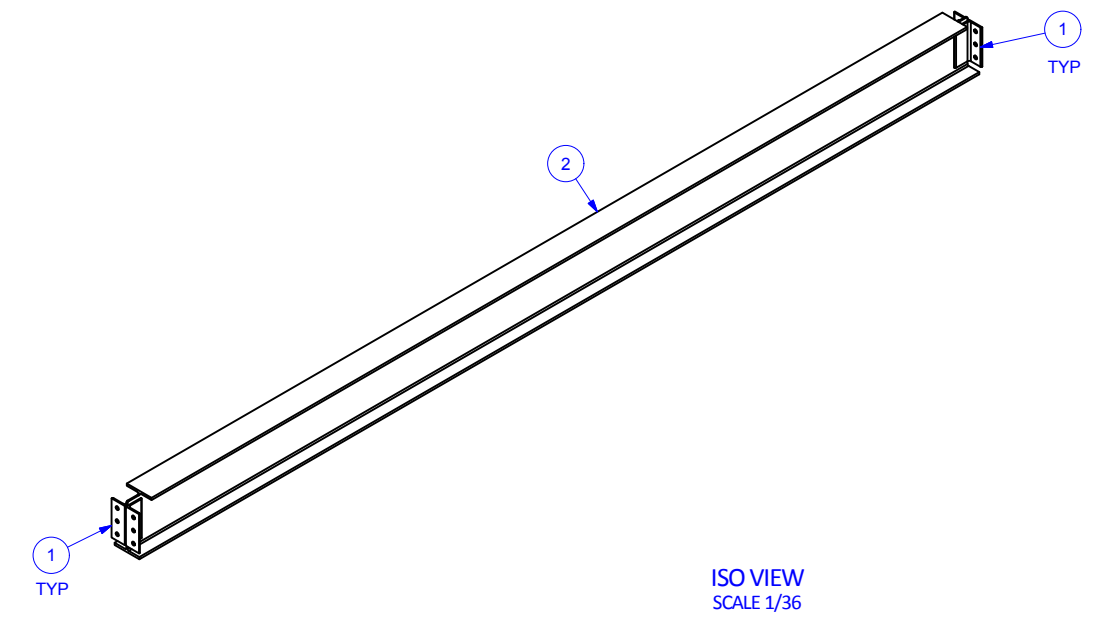
COUNTRY: US

LICENSE: ICM

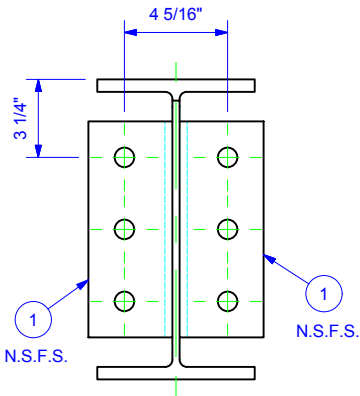
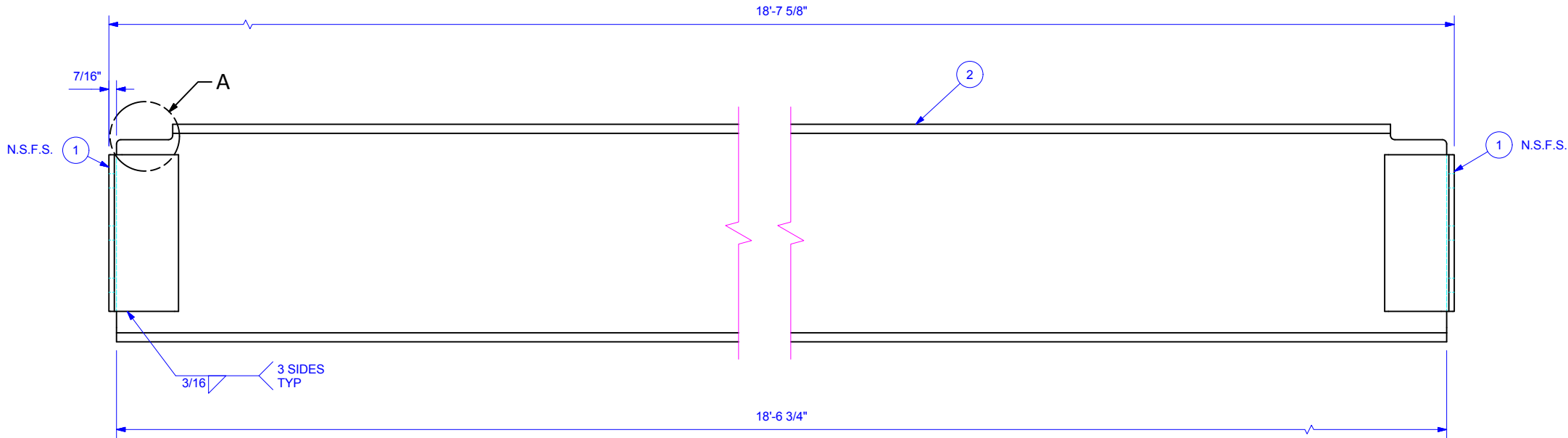
DWG ECON: 1

EQUIP ECON: 1


ITEM	QTY	CUT LENGTH	PART#	DESCRIPTION	DWG#
1	4	9"	111255	ANGLE 3 1/2" X 4" X 5/16" X 20' A36 C.S.	039
2	1	18'-6 3/4"	111564	BEAM W12 X 35# X 20' A992 GR50S C.S.	010-2

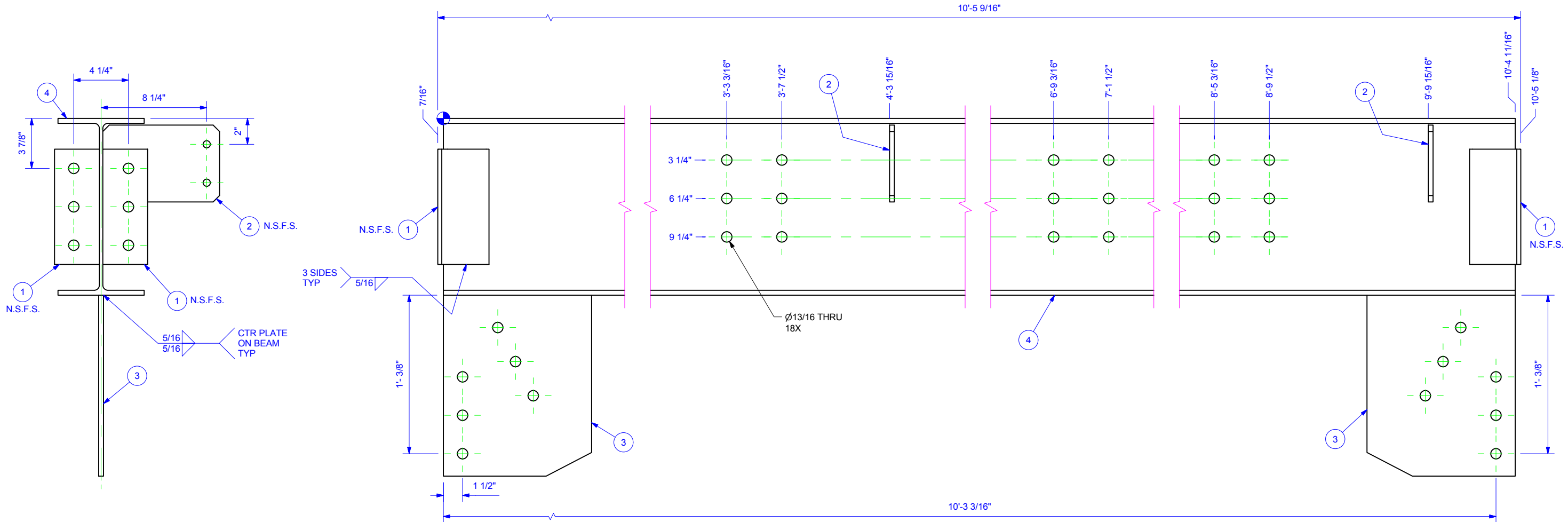
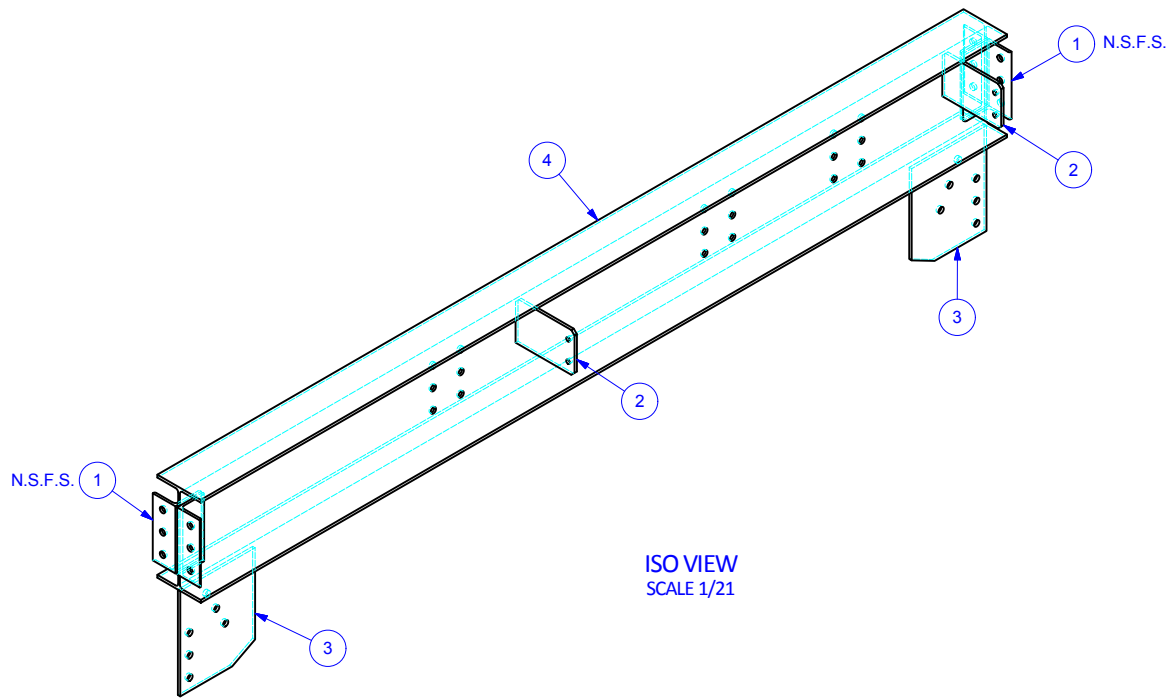


COPING DETAIL A
TYP BOTH ENDS OF BEAM
ANGLE REMOVED FOR CLARITY
SCALE 1/2



Pc Mk: 010
NAME: PLATFORM BEAM ASSY 1
MAT'L: NOTED
FINISH: ICM GRAY
SCALE: 1/8

EST. WT.: 689 LBS	DRAWN:	TB	1/5/2017	 the energy of innovation™	PHONE	316.796.0900	P.O. BOX 397	310 N 1ST ST COLWICH, KS 67030-0397
	CHKD:	LC	1/9/2017		FAX	316.796.0570		
	ISSUED BY:	TB	1/16/2017		TOLERANCE: Fractions: ± 1/8" Angles: ± 1/2°			
	CUSTOMER:				ICM MFG PARTS			
	LOCATION:				EQUIPMENT			
	STEAMBOAT ROCK, IA				AIR HEATER PLATFORM PLATFORM BEAM ASSY 1			
PROJECT NUMBER:				ITEM NO.	DWG NO.	BOM	REV	
PJ001991				124738	1020-8000-00-010	1	0	

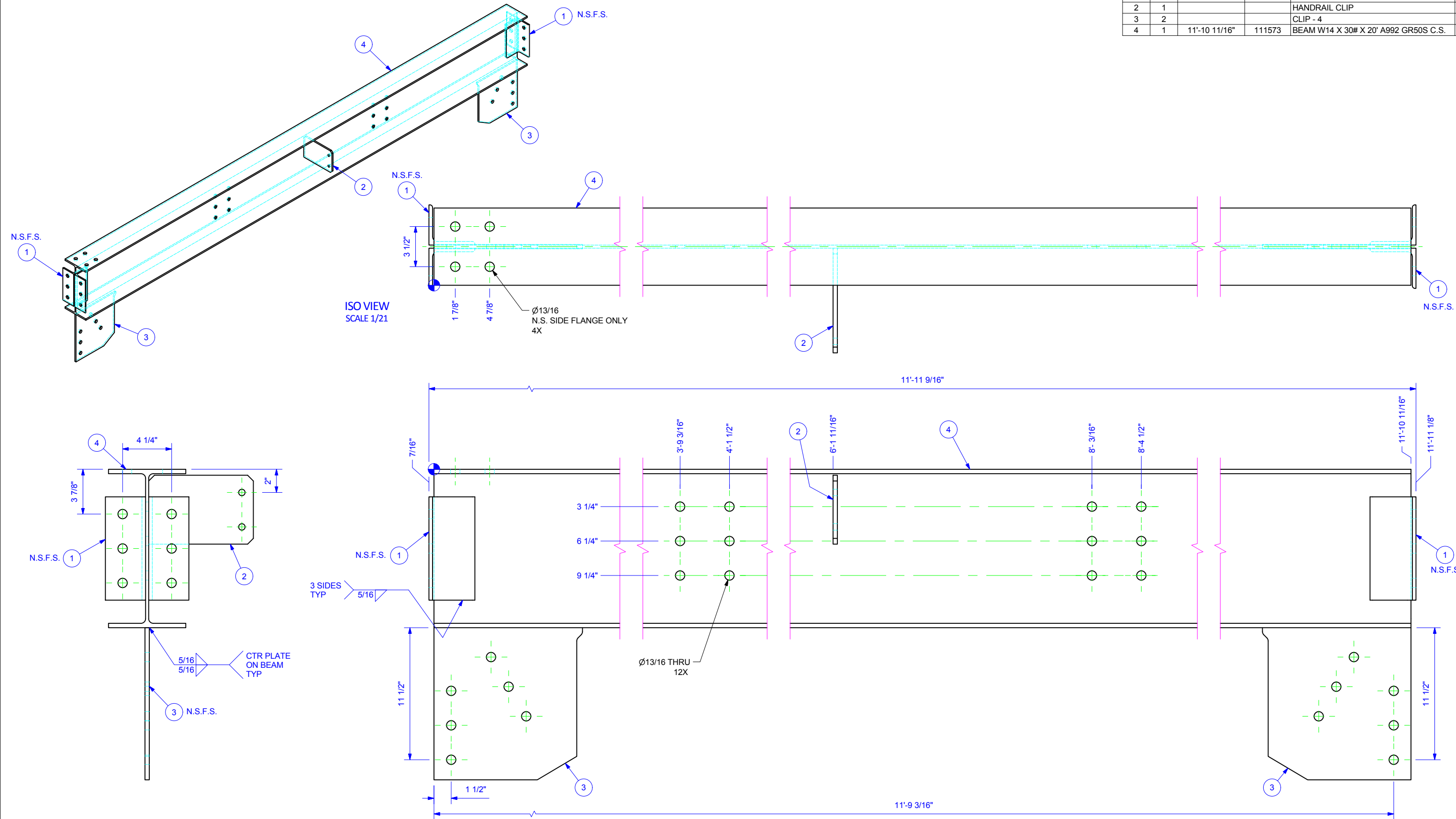


ITEM	QTY	CUT LENGTH	PART#	DESCRIPTION	DWG#
1	4	9"	111255	ANGLE 3 1/2" X 4" X 5/16" X 20' A36 C.S.	039
2	2			HANDRAIL CLIP	042
3	2			CLIP - 1	043
4	1	10'-4 11/16"	111573	BEAM W14 X 30# X 20' A992 GR50S C.S.	012-4

Pc Mk: 012
NAME: PLATFORM BEAM ASSY 3
MAT'L: NOTED
FINISH: ICM GRAY
SCALE: 1/8

DRAWN: TB	1/5/2017	ICM ® the energy of innovation™	PHONE 316.796.0900	P.O. BOX 397
CHKD: LC	1/9/2017		FAX 316.796.0570	310 N 1ST ST COLWICH, KS 67030-0397
ISSUED BY: TB	1/16/2017	TOLERANCE: Fractions: ± 1/8" Angles: ± 1/2°	ICM MFG PARTS	
CUSTOMER: PINELAKE CORN PROCESSORS		EQUIPMENT		
LOCATION: STEAMBOAT ROCK, IA		AIR HEATER PLATFORM		
PROJECT NUMBER: PJ001991		ITEM NO. 124738	DWG NO. 1020-8000-00-012	REV 1

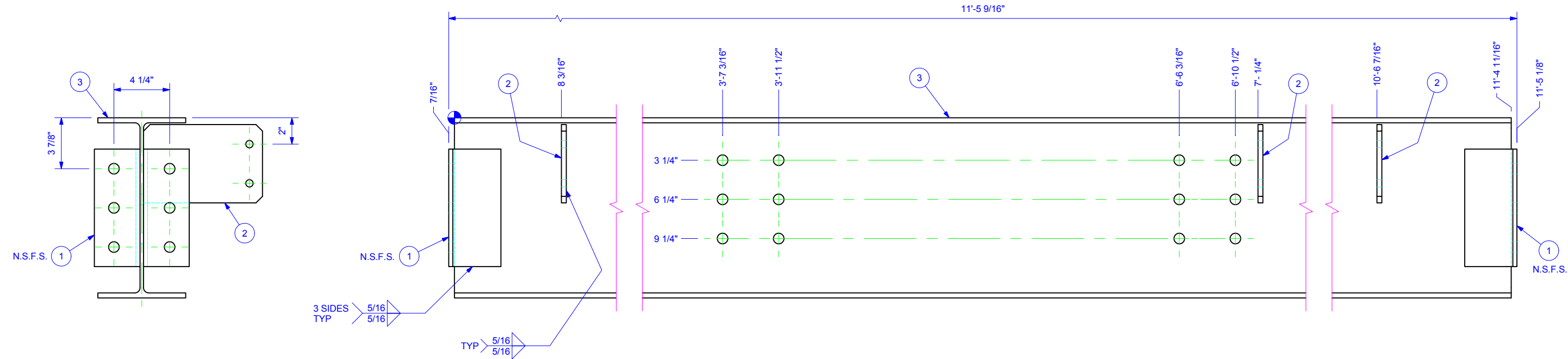
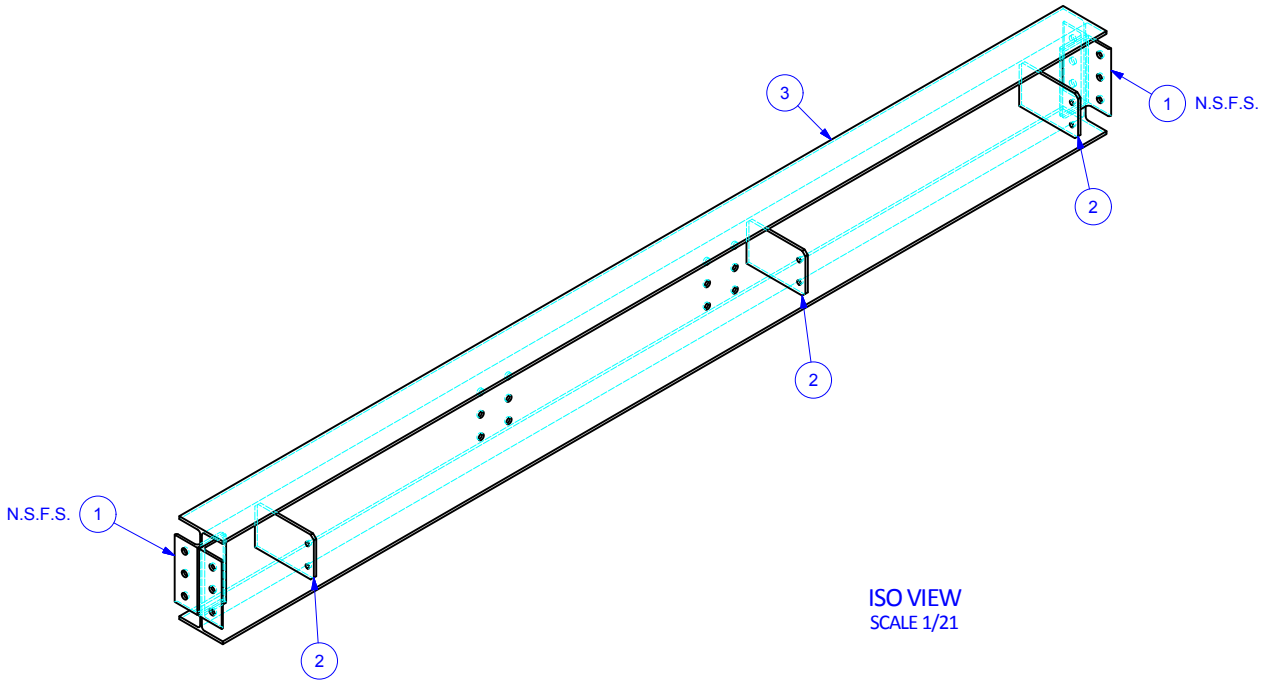
ITEM	QTY	CUT LENGTH	PART#	DESCRIPTION	DWG#
1	4	9"	111255	ANGLE 3 1/2" X 4" X 5/16" X 20' A36 C.S.	039
2	1			HANDRAIL CLIP	042
3	2			CLIP - 4	044
4	1	11'-10 11/16"	111573	BEAM W14 X 30# X 20' A992 GR50S C.S.	013-4



Pc Mk: 013
NAME: PLATFORM BEAM ASSY 4
MAT'L: NOTED
FINISH: ICM GRAY
SCALE: 1/8

DRAWN: TB	1/5/2017	ICM ® the energy of innovation™	PHONE 316.796.0900	P.O. BOX 397
CHKD: LC	1/9/2017		FAX 316.796.0570	310 N 1ST ST
ISSUED BY: TB	1/16/2017	TOLERANCE: Fractions: ± 1/8" Angles: ± 1/2°	316.796.0570	67030-0397
CUSTOMER: PINELAKE CORN PROCESSORS		ICM MFG PARTS		SIZE B
LOCATION: STEAMBOAT ROCK, IA		EQUIPMENT		
PROJECT NUMBER: PJ001991	ITEM NO: 124738	AIR HEATER PLATFORM		
		PLATFORM BEAM ASSY 4		
		DWG NO: 1020-8000-00-013	BOM/REV: 1/0	

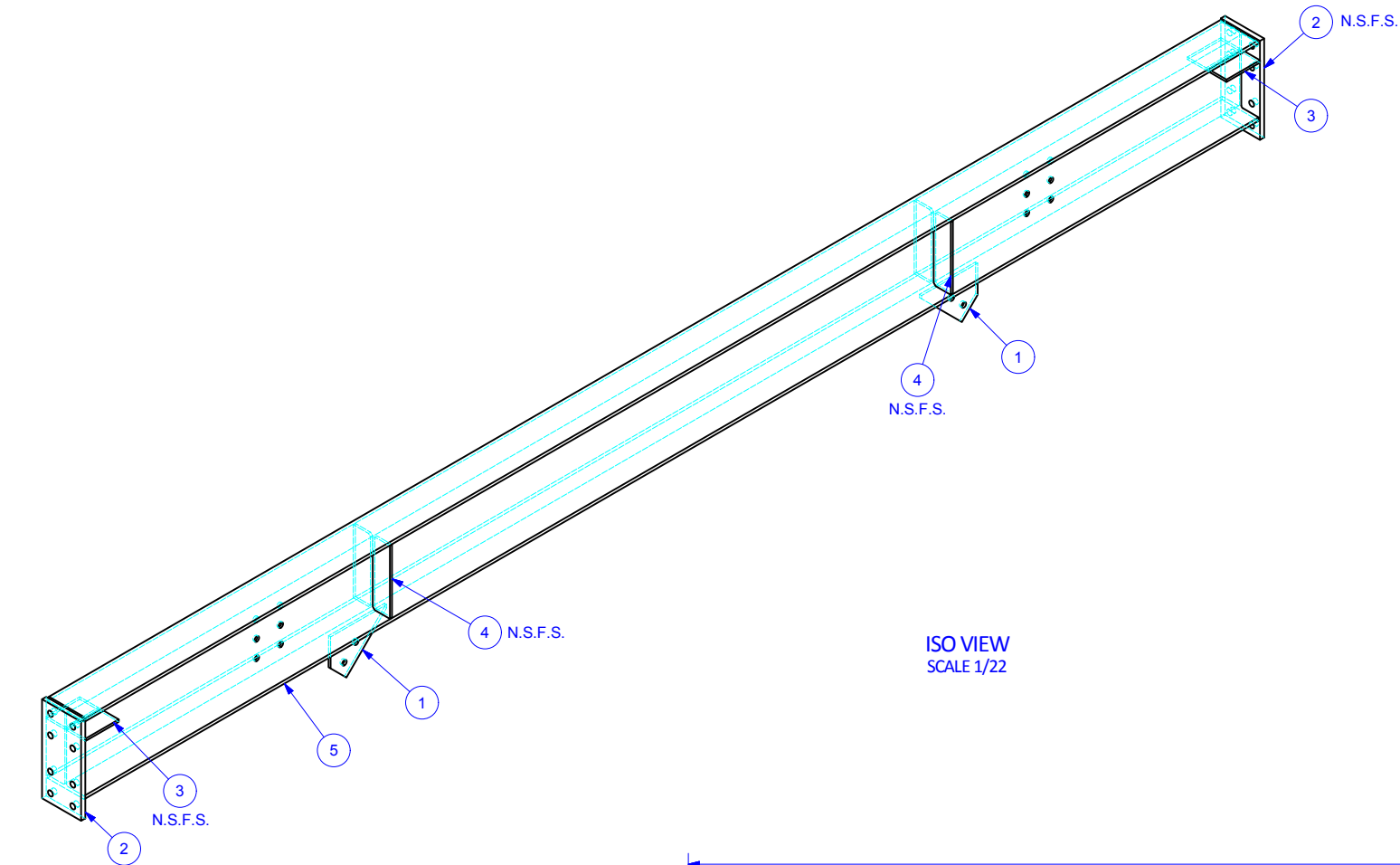
ITEM	QTY	CUT LENGTH	PART#	DESCRIPTION	DWG#
1	4	9"	111255	ANGLE 3 1/2" X 4" X 5/16" X 20' A36 C.S.	039
2	3			HANDRAIL CLIP	042
3	1	11'-4 11/16"	111573	BEAM W14 X 30# X 20' A992 GR50S C.S.	014-3



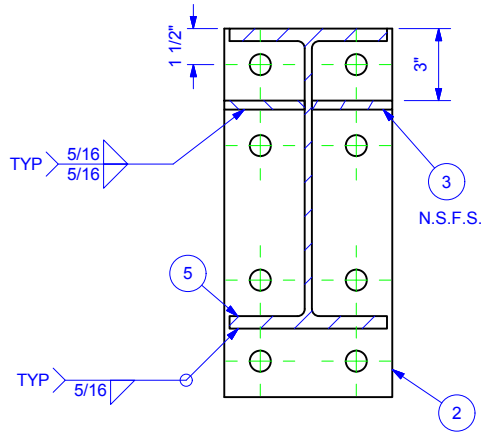
Pc Mk: 014
NAME: PLATFORM BEAM ASSY 5
MAT'L: NOTED
FINISH: ICM GRAY
SCALE: 1/8

DRAWN: TB 1/5/2017	ICM ® <i>the energy of innovation</i> ™ PHONE 316.796.0900 P.O. BOX 397 FAX 316.796.0570 310 N 1ST ST COLWICH, KS 67030-0397	ISSUED BY: TB 1/16/2017	TOLERANCE: Fractions: ± 1/8" Angles: ± 1/2°	SIZE B
CHKD: LC 1/9/2017		CUSTOMER: PINELAKE CORN PROCESSORS	ICM MFG PARTS EQUIPMENT	
PROJECT NUMBER: PJ001991		LOCATION: STEAMBOAT ROCK, IA	AIR HEATER PLATFORM PLATFORM BEAM ASSY 5	
ITEM NO. 124738		DWG NO. 1020-8000-00-014	BOM 1	REV 0

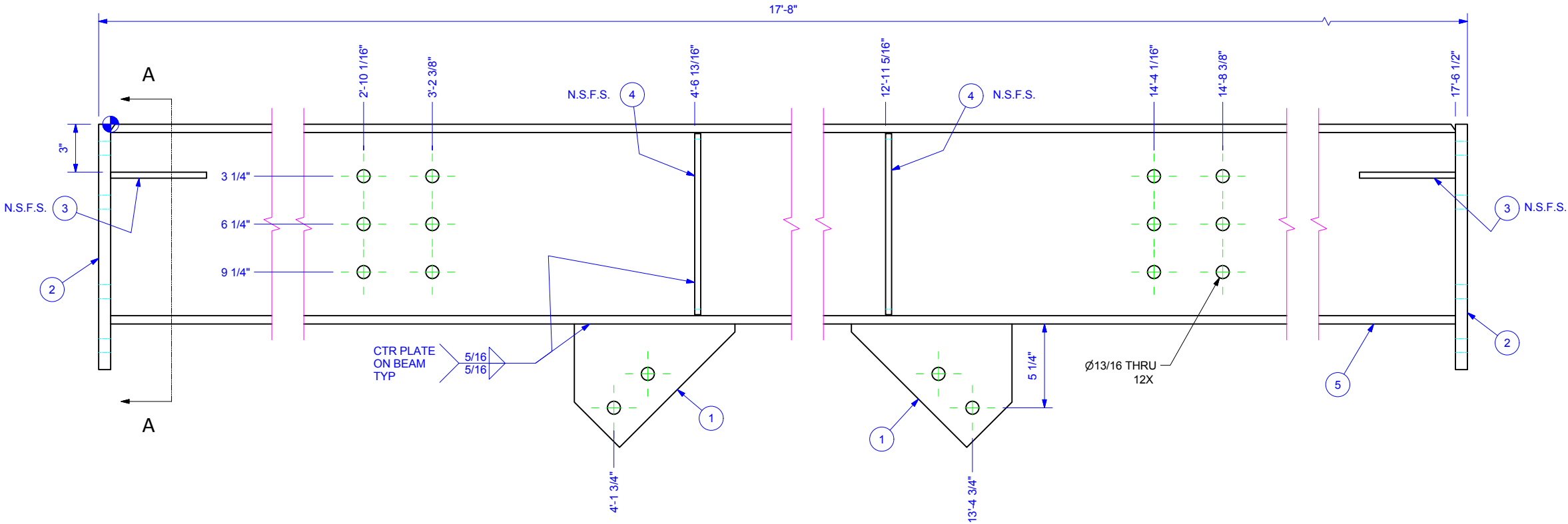
ITEM	QTY	CUT LENGTH	PART#	DESCRIPTION	DWG#
1	2			CLIP - 3	037
2	2			END CAP PLATE	040
3	4			END CAP STIFFENER 3 3/8" WD X 6" LG PLATE 3/8" A36 C.S.	015-3
4	4			BEAM STIFFENER 3 1/16" WD X 11 5/16" LG PLATE 3/8" A36 C.S.	011-4
5	1	17'-6 1/2"	111564	BEAM W12 X 35# X 20' A992 GR50S C.S.	015-5




ISO VIEW
SCALE 1/22



SECTION A-A
TYP BOTH ENDS
SCALE 1/8

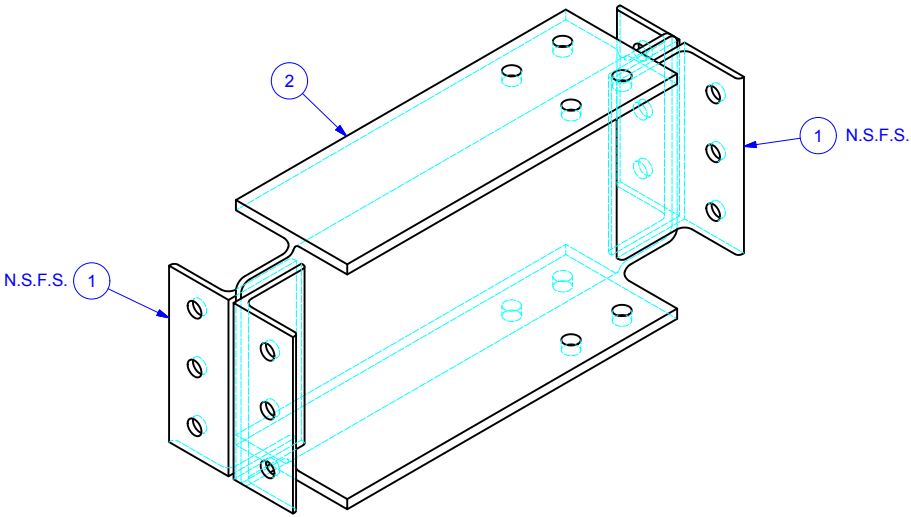


Pc Mk: 015
NAME: PLATFORM BEAM ASSY 6
MAT'L: NOTED
FINISH: ICM GRAY
SCALE: 1/8

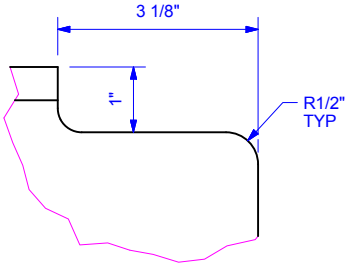
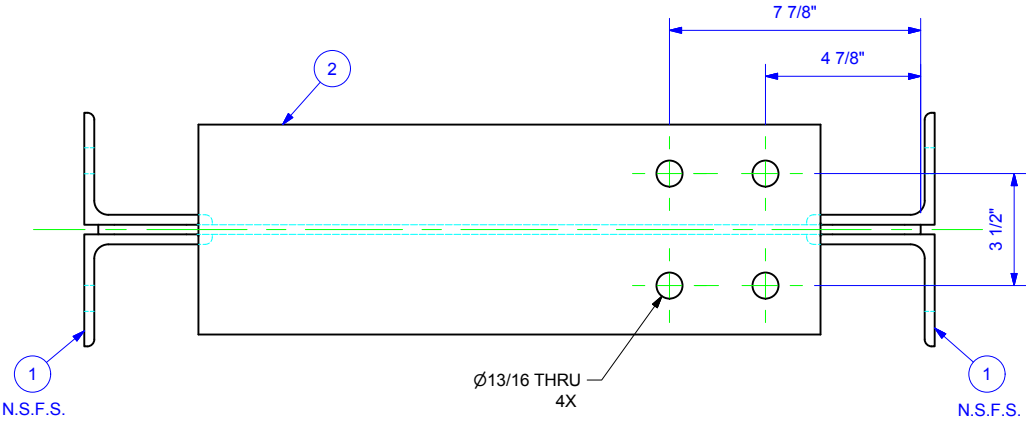
EST. WT.: 694 LBS	DRAWN: TB	1/5/2017	 the energy of innovation TM	PHONE 316.796.0900	P.O. BOX 397
	CHKD: LC	1/9/2017		FAX 316.796.0570	310 N 1ST ST
	ISSUED BY: TB	1/16/2017		TOLERANCE: Fractions: ± 1/8" Angles: ± 1/2"	
	CUSTOMER: PINELAKE CORN PROCESSORS			ICM MFG PARTS	
	LOCATION: STEAMBOAT ROCK, IA			EQUIPMENT	
PROJECT NUMBER: PJ001991		ITEM NO: 124738	DWG NO: 1020-8000-00-015	BOM/REV: 1/0	SIZE B

**AIR HEATER PLATFORM
PLATFORM BEAM ASSY 6**

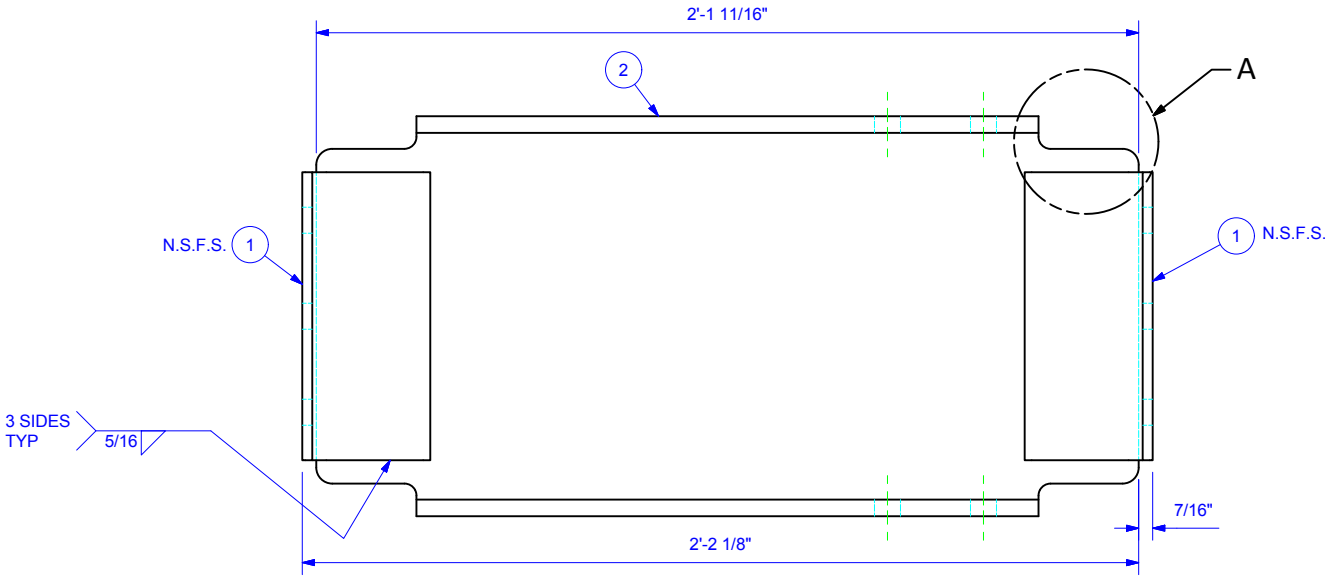
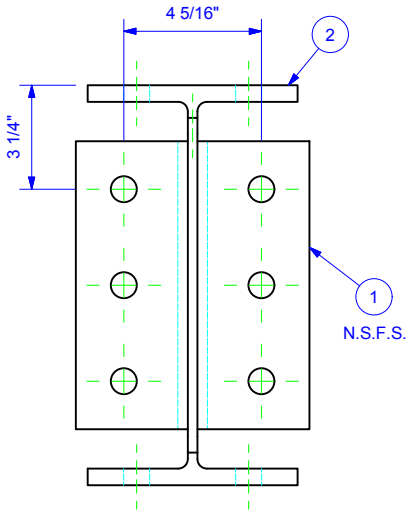
ITEM	QTY	CUT LENGTH	PART#	DESCRIPTION	DWG#
1	4	9"	111255	ANGLE 3 1/2" X 4" X 5/16" X 20' A36 C.S.	039
2	1	2'-1 11/16"	111564	BEAM W12 X 35# X 20' A992 GR50S C.S.	016-2




ISO VIEW
SCALE 1/8



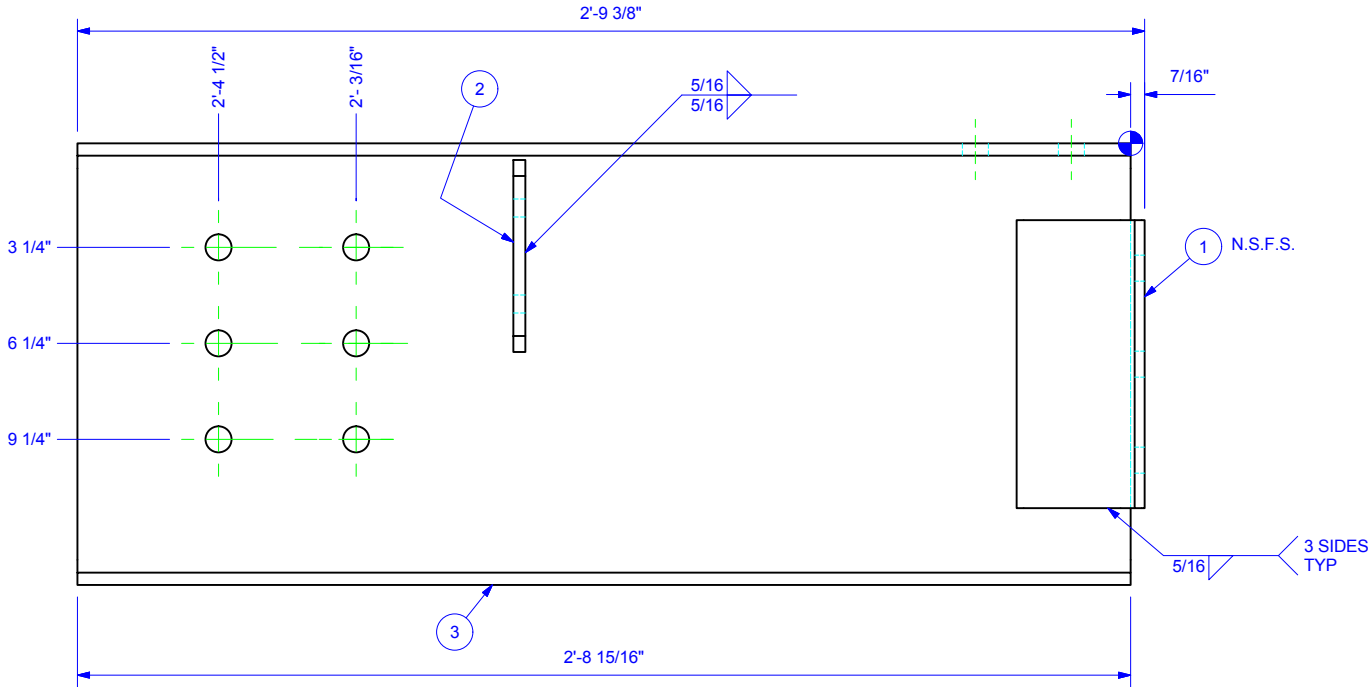
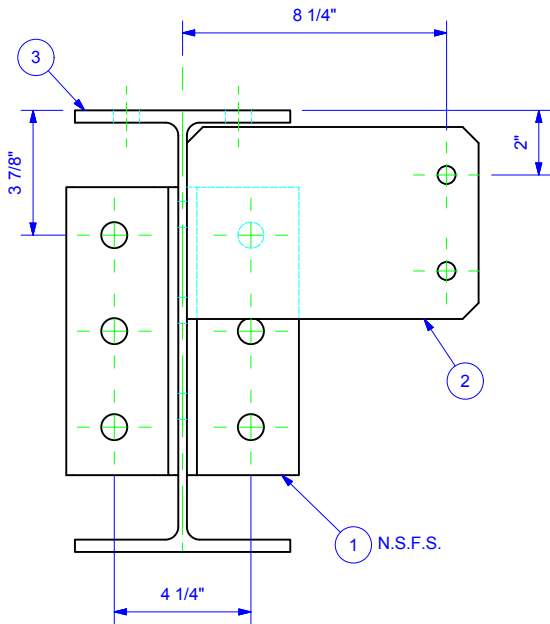
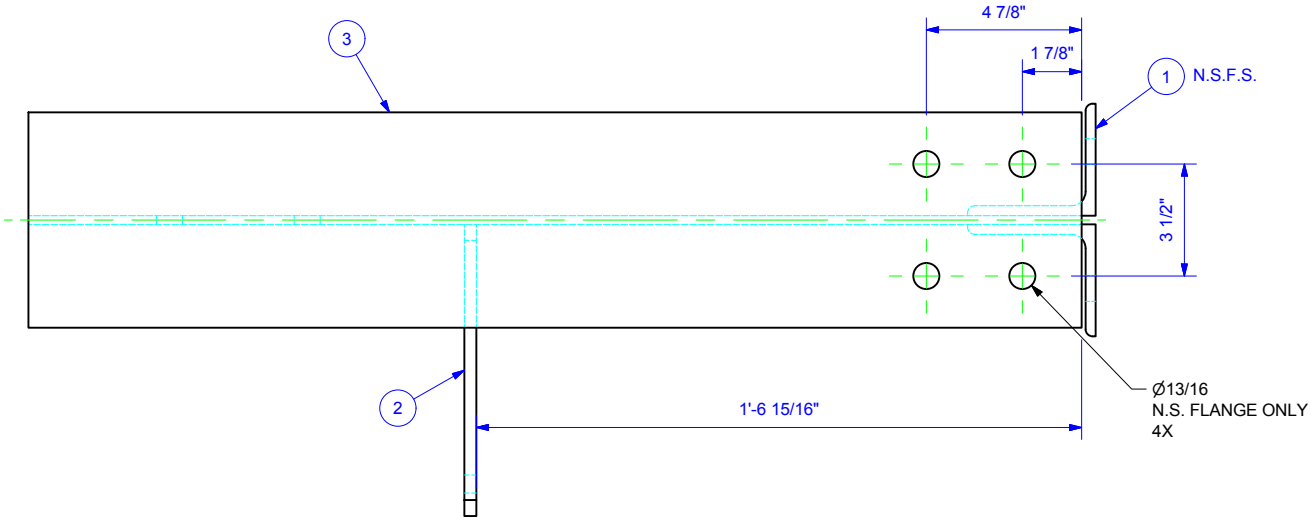
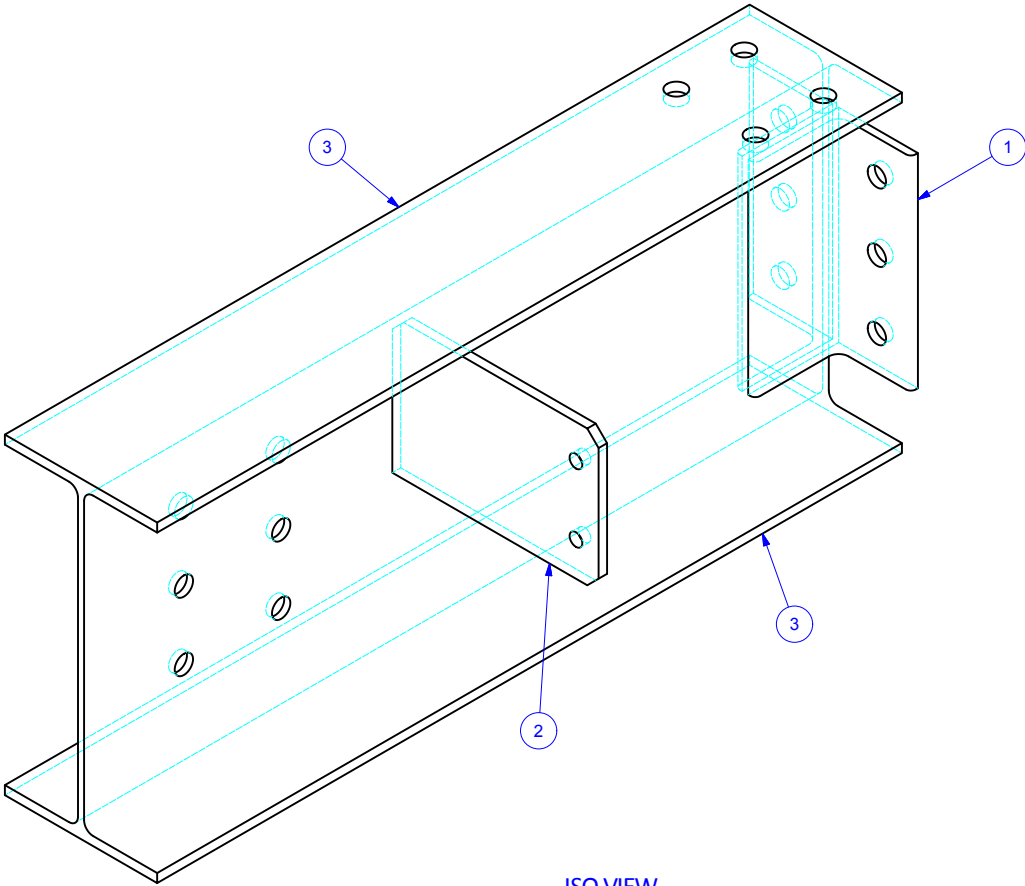
COPING DETAIL A
TYP BOTH ENDS
SCALE 1/3



Pc Mk: 016
NAME: PLATFORM BEAM ASSY 7
MAT'L: NOTED
FINISH: ICM GRAY
SCALE: 1/6

DRAWN: TB 1/5/2017		 the energy of innovation™	PHONE 316.796.0900	P.O. BOX 397	DWG NO. 1020-8000-00-016	BOM 1	REV 0
CHKD: LC 1/9/2017			FAX 316.796.0570	310 N 1ST ST			
ISSUED BY: TB 1/16/2017			COLWICH, KS 67030-0397				
TOLERANCE: Fractions: ± 1/8" Angles: ± 1/2°		ICM MFG PARTS		EQUIPMENT		SIZE B	
CUSTOMER: PINELAKE CORN PROCESSORS		AIR HEATER PLATFORM					
LOCATION: STEAMBOAT ROCK, IA		PLATFORM BEAM ASSY 7					
PROJECT NUMBER: PJ001991		ITEM NO. 124738					

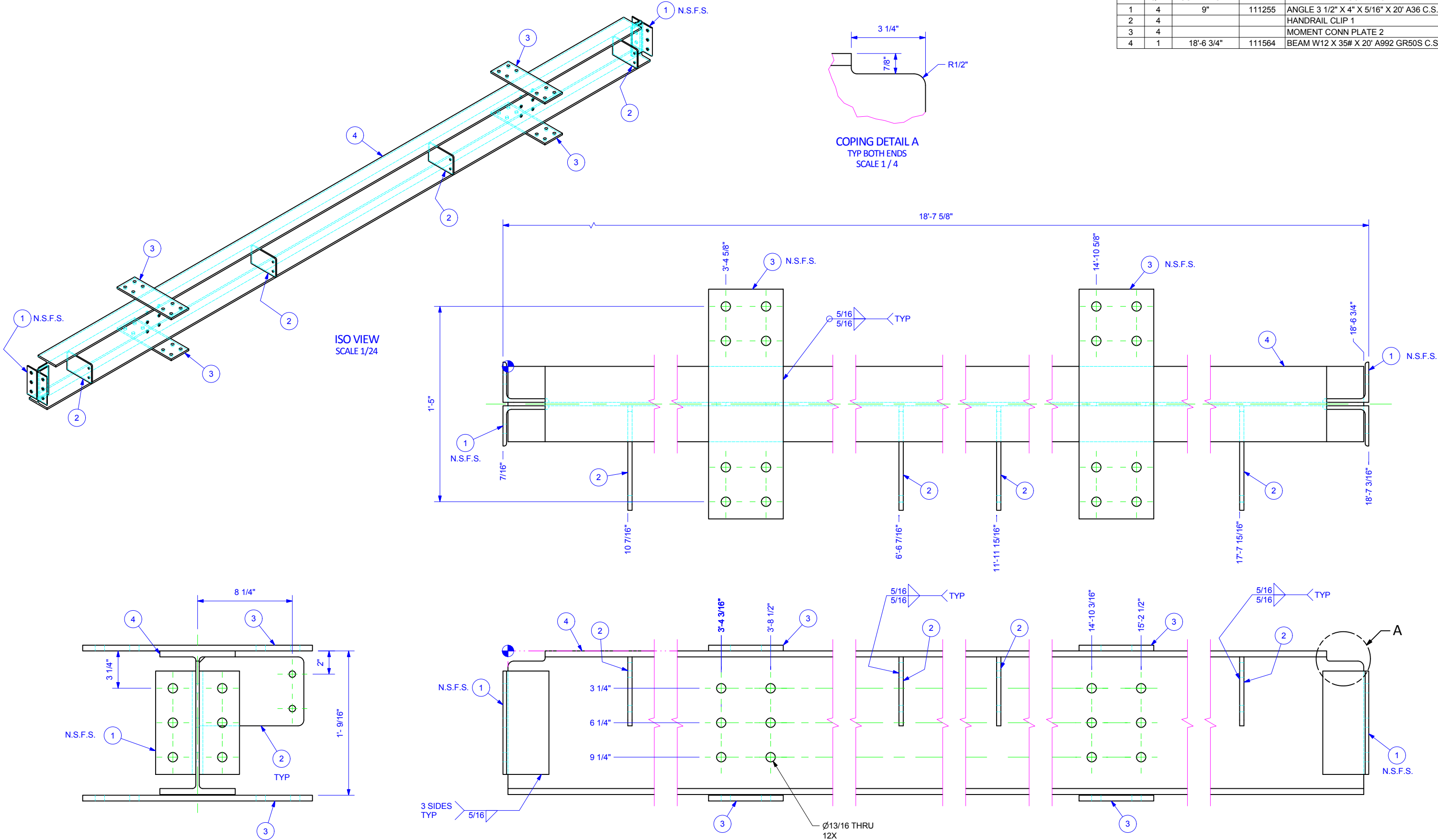
ITEM	QTY	CUT LENGTH	PART#	DESCRIPTION	DWG#
1	2	9"	111255	ANGLE 3 1/2" X 4" X 5/16" X 20' A36 C.S.	039
2	1			HANDRAIL CLIP	042
3	1	2'-8 15/16"	111573	BEAM W14 X 30# X 20' A992 GR50S C.S.	017-3



Pc Mk: 017
NAME: PLATFORM BEAM ASSY 8
MAT'L: NOTED
FINISH: ICM GRAY
SCALE: 1/6

DRAWN: TB 1/5/2017	PHONE 316.796.0900	P.O. BOX 397 310 N 1ST ST COLWICH, KS
CHKD: LC 1/9/2017	FAX 316.796.0570	67030-0397
ISSUED BY: TB 1/16/2017	TOLERANCE: Fractions: ± 1/8" Angles: ± 1/2°	
CUSTOMER: PINELAKE CORN PROCESSORS	ICM MFG PARTS EQUIPMENT	
LOCATION: STEAMBOAT ROCK, IA	AIR HEATER PLATFORM PLATFORM BEAM ASSY 8	
PROJECT NUMBER: PJ001991	ITEM NO. 124738	DWG NO. 1020-8000-00-017
EST. WT.: 99 LBS	BOM 1	REV 0

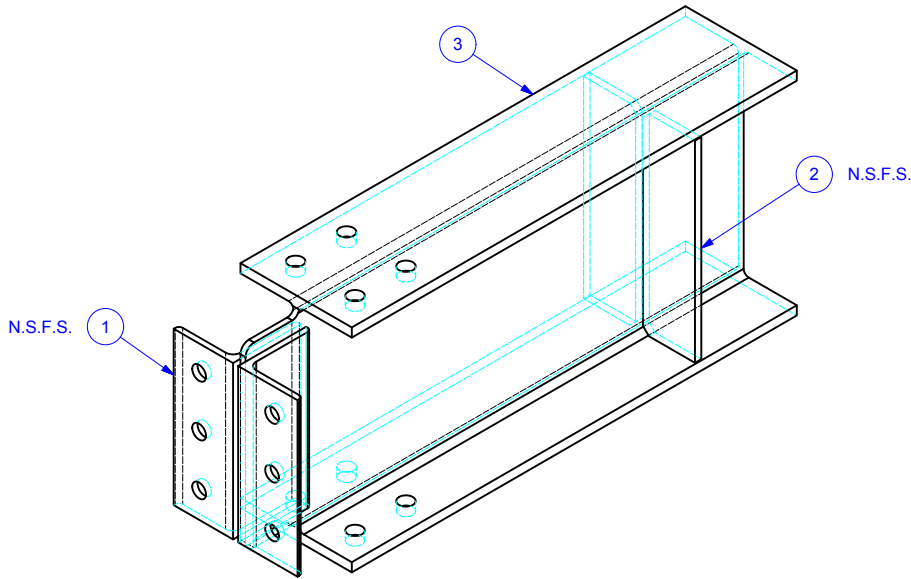
ITEM	QTY	CUT LENGTH	PART#	DESCRIPTION	DWG#
1	4	9"	111255	ANGLE 3 1/2" X 4" X 5/16" X 20' A36 C.S.	039
2	4			HANDRAIL CLIP 1	041
3	4			MOMENT CONN PLATE 2	045
4	1	18'-6 3/4"	111564	BEAM W12 X 35# X 20' A992 GR50S C.S.	018-4



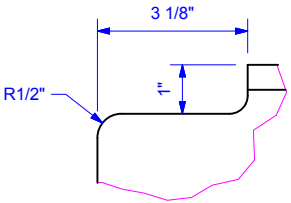
Pc Mk: 018
NAME: PLATFORM BEAM ASSY 9
MAT'L: NOTED
FINISH: ICM GRAY
SCALE: 1/8

DRAWN: TB 1/5/2017	ICM® the energy of innovation™	PHONE 316.796.0900	P.O. BOX 397
CHKD: LC 1/9/2017		FAX 316.796.0570	310 N 1ST ST
ISSUED BY: TB 1/16/2017			COLUMBIA, MO 65203-0397
CUSTOMER: PINELAKE CORN PROCESSORS			
LOCATION: STEAMBOAT ROCK, IA			
PROJECT NUMBER: PJ001991	ITEM NO: 124738	DWG NO: 1020-8000-00-018	SIZE B

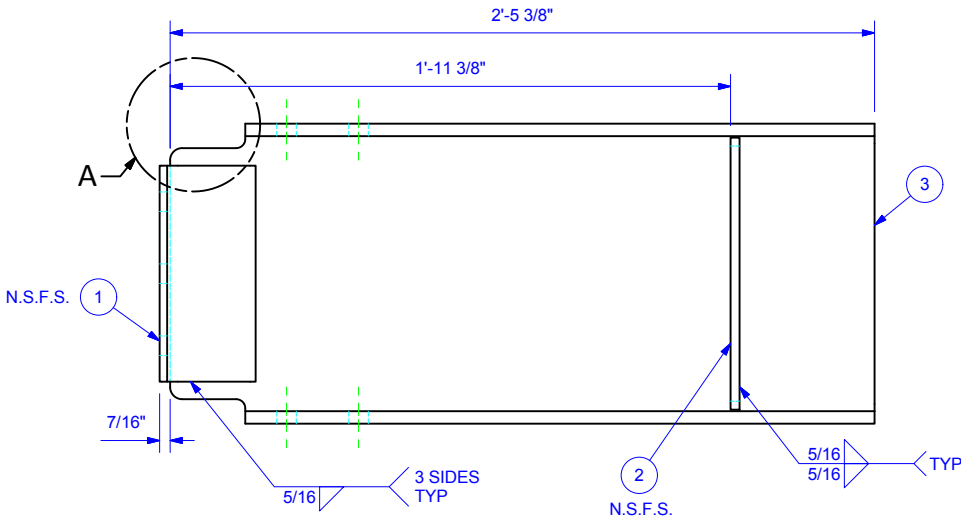
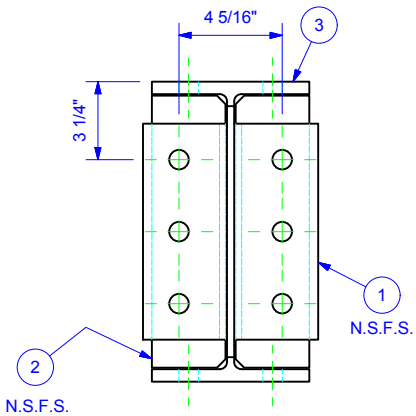
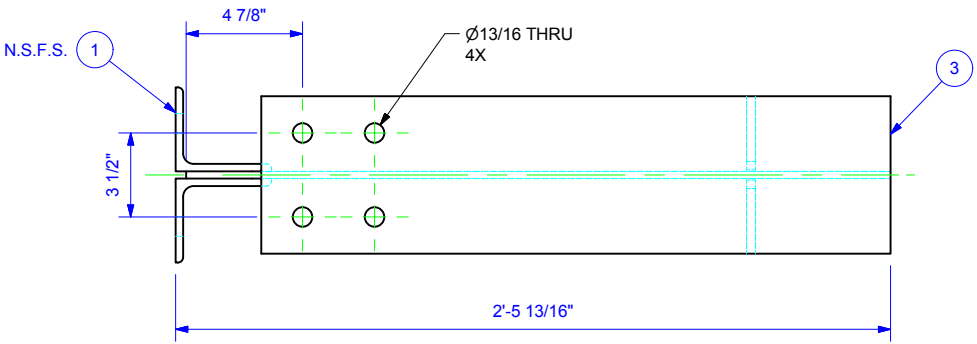
ITEM	QTY	CUT LENGTH	PART#	DESCRIPTION	DWG#
1	2	9"	111255	ANGLE 3 1/2" X 4" X 5/16" X 20' A36 C.S.	039
2	2			BEAM STIFFENER 3 1/16" WD X 11 5/16" LG PLATE 3/8" A36 C.S.	011-4
3	1	2'-5 3/8"	111564	BEAM W12 X 35# X 20' A992 GR50S C.S.	019-3



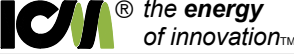
ISO VIEW
SCALE 1/8



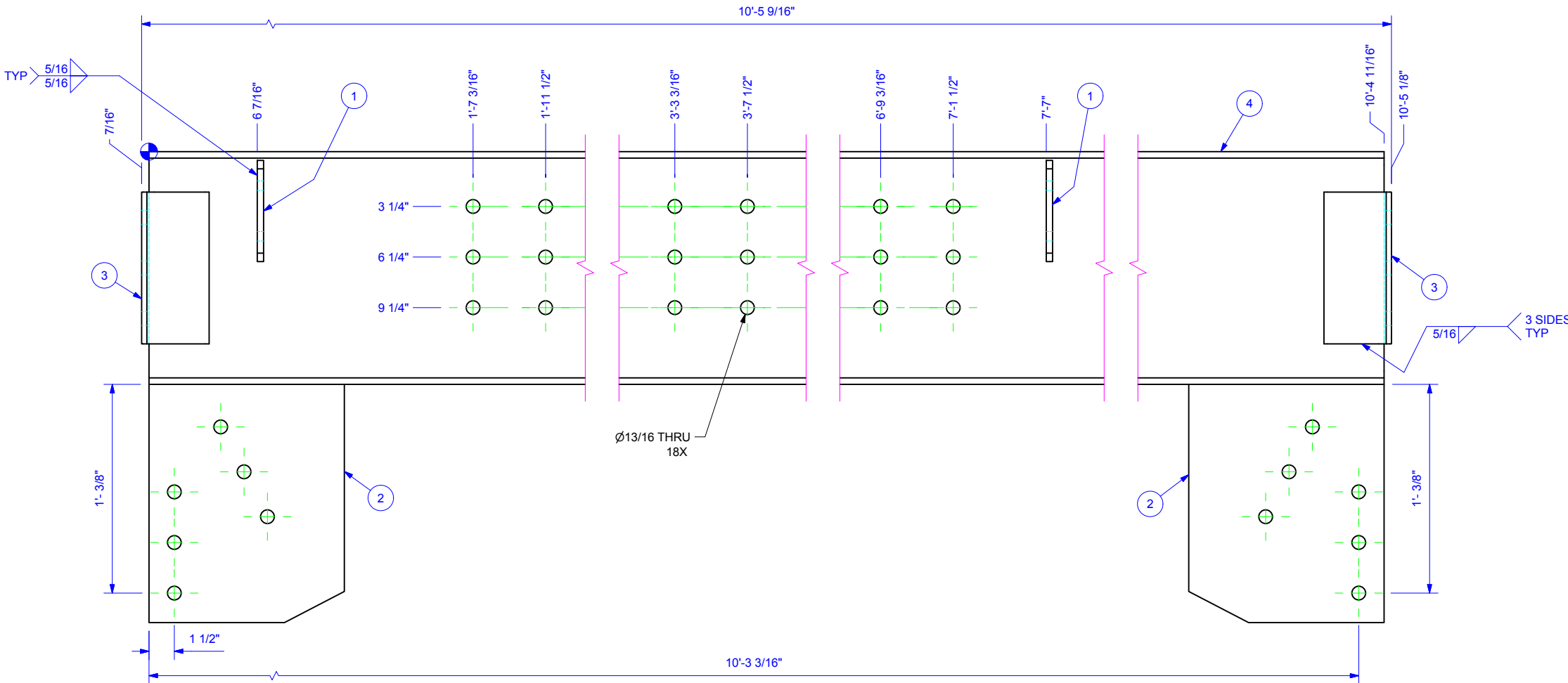
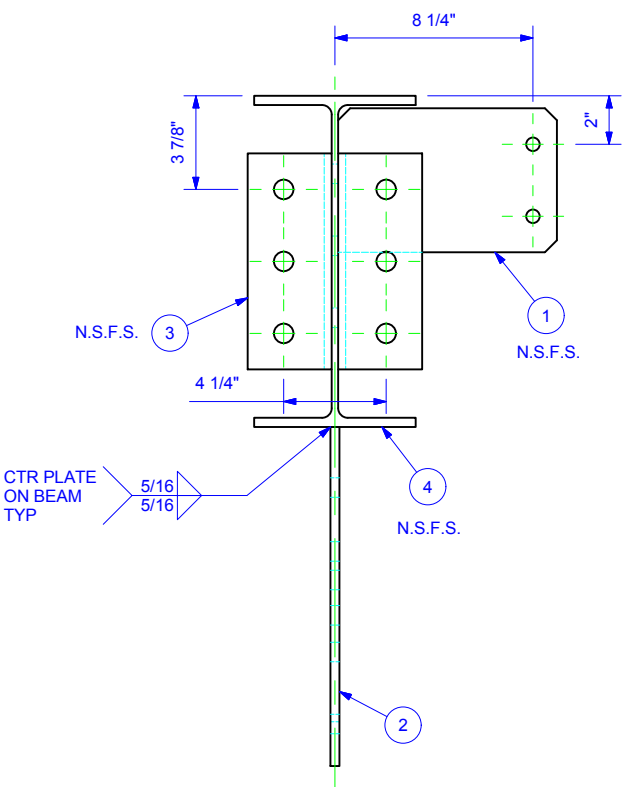
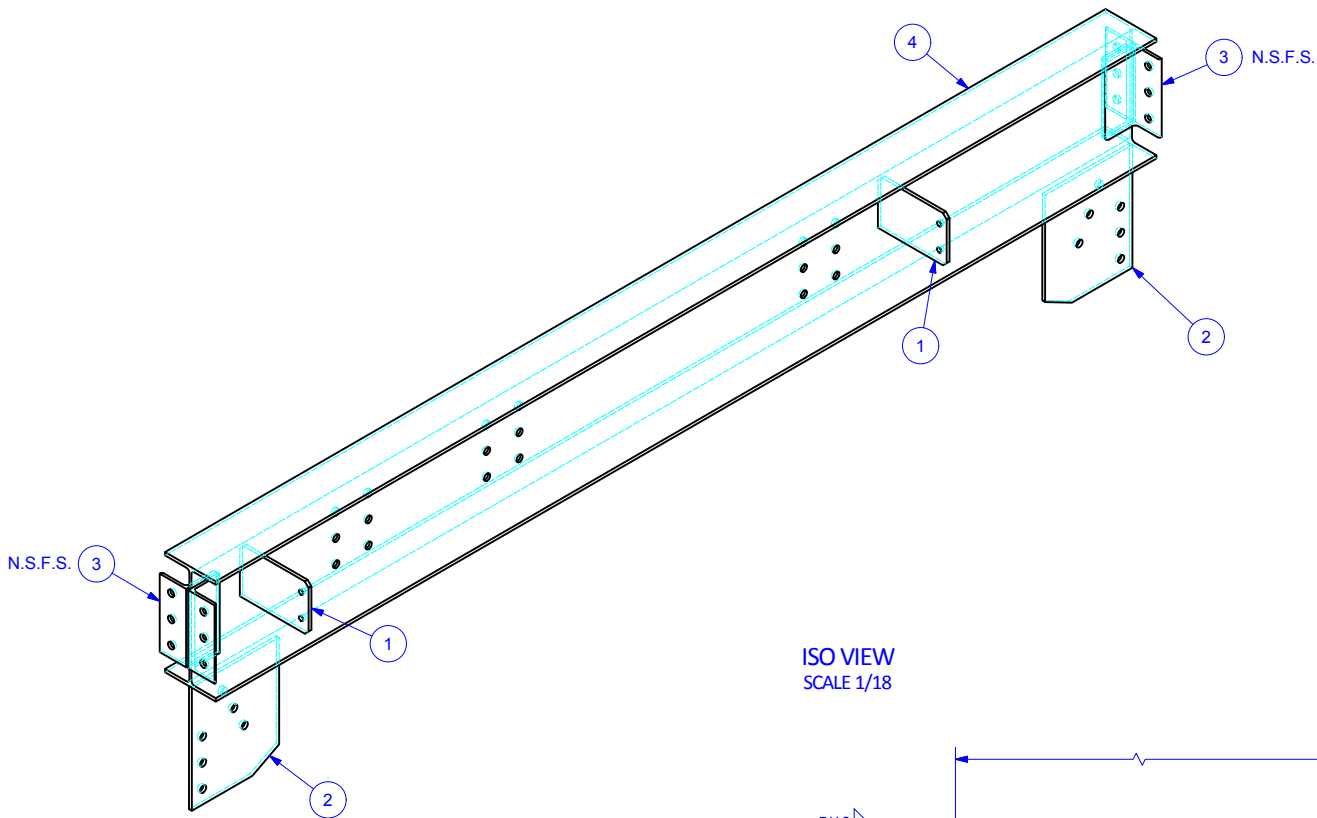
DETAIL A
SCALE 1/4



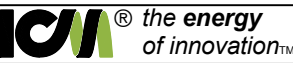
Pc Mk: 019
NAME: PLATFORM BEAM ASSY 10
MAT'L: NOTED
FINISH: ICM GRAY
SCALE: 1/8

EST. WT.: 98 LBS	DRAWN: TB	1/5/2017		PHONE: 316.796.0900	P.O. BOX 397
	CHKD: LC	1/9/2017		FAX: 316.796.0570	310 N 1ST ST
	ISSUED BY: TB	1/16/2017		COLWICH, KS	67030-0397
	CUSTOMER: PINELAKE CORN PROCESSORS				
LOCATION: STEAMBOAT ROCK, IA			ICM MFG PARTS EQUIPMENT		
PROJECT NUMBER: PJ001991			AIR HEATER PLATFORM PLATFORM BEAM ASSY 10		
ITEM NO. 124738		DWG NO. 1020-8000-00-019	SIZE B	BOM	REV 1 0

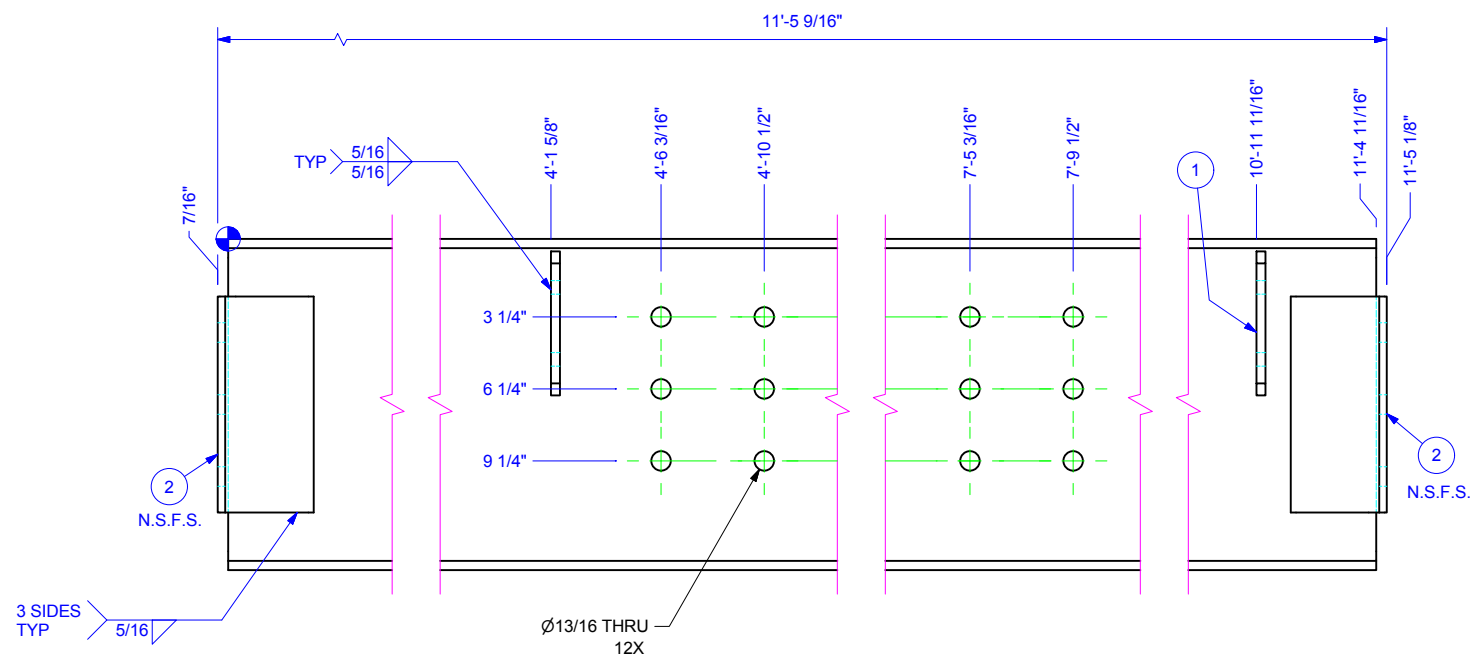
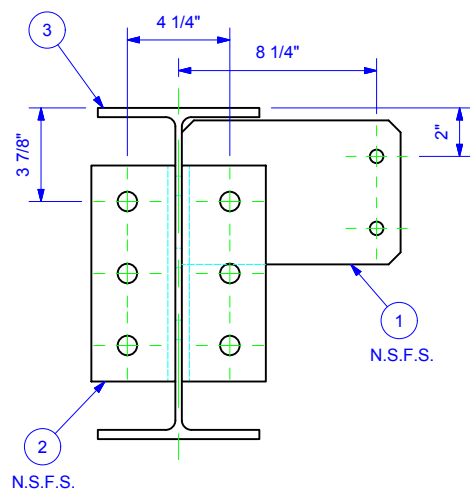
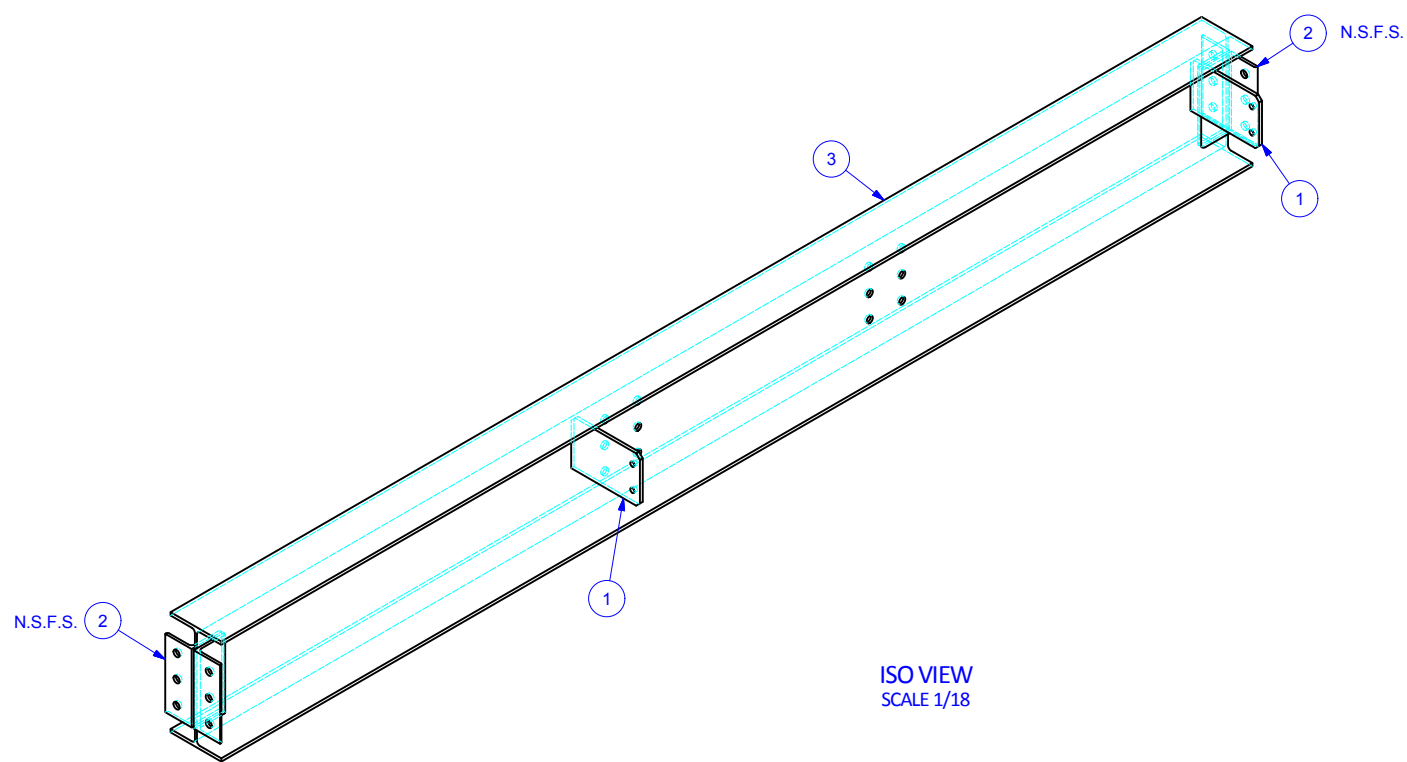
ITEM	QTY	CUT LENGTH	PART#	DESCRIPTION	DWG#
1	2			HANDRAIL CLIP	042
2	2			CLIP - 1	043
3	4	9"	111255	ANGLE 3 1/2" X 4" X 5/16" X 20' A36 C.S.	039
4	1	10'-4 11/16"	111573	BEAM W14 X 30# X 20' A992 GR50S C.S.	012-4




Pc Mk: 020
NAME: PLATFORM BEAM ASSY 11
MAT'L: NOTED
FINISH: ICM GRAY
SCALE: 1/8

EST. WT.: 379 LBS	DRAWN: TB	1/5/2017	 the energy of innovation™	PHONE: 316.796.0900	P.O. BOX 397
	CHKD: LC	1/9/2017		FAX: 316.796.0570	310 N 1ST ST
	ISSUED BY: TB	1/16/2017			COLWICH, KS
	CUSTOMER: PINELAKE CORN PROCESSORS				67030-0397
	LOCATION: STEAMBOAT ROCK, IA				
	PROJECT NUMBER: PJ001991	ITEM NO: 124738	DWG NO: 1020-8000-00-020	BOM: 1	REV: 0

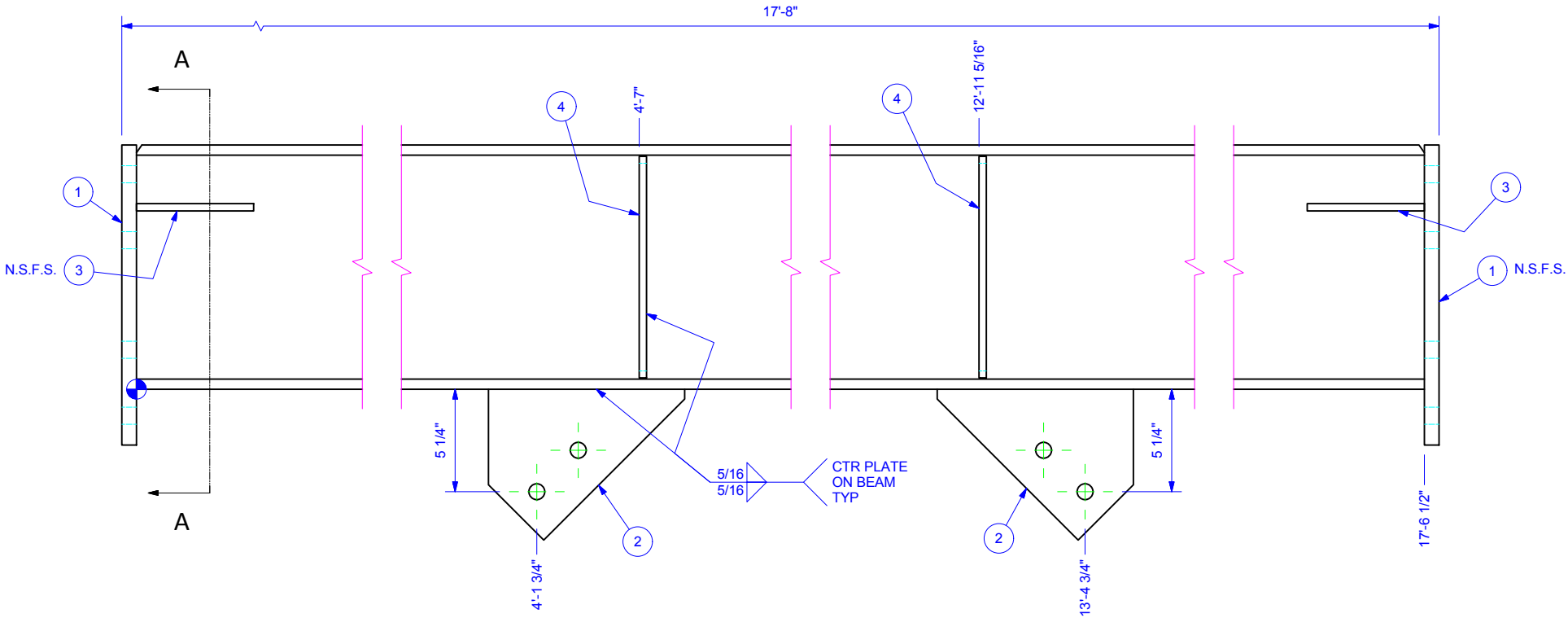
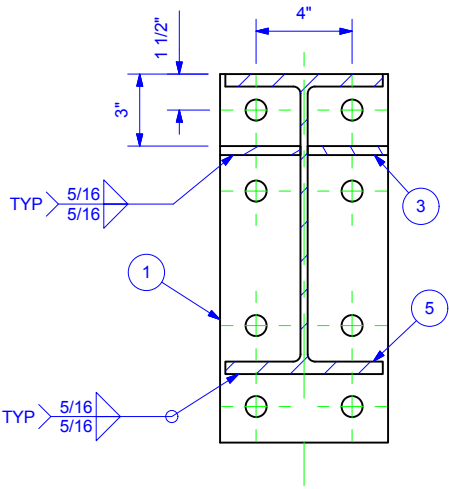
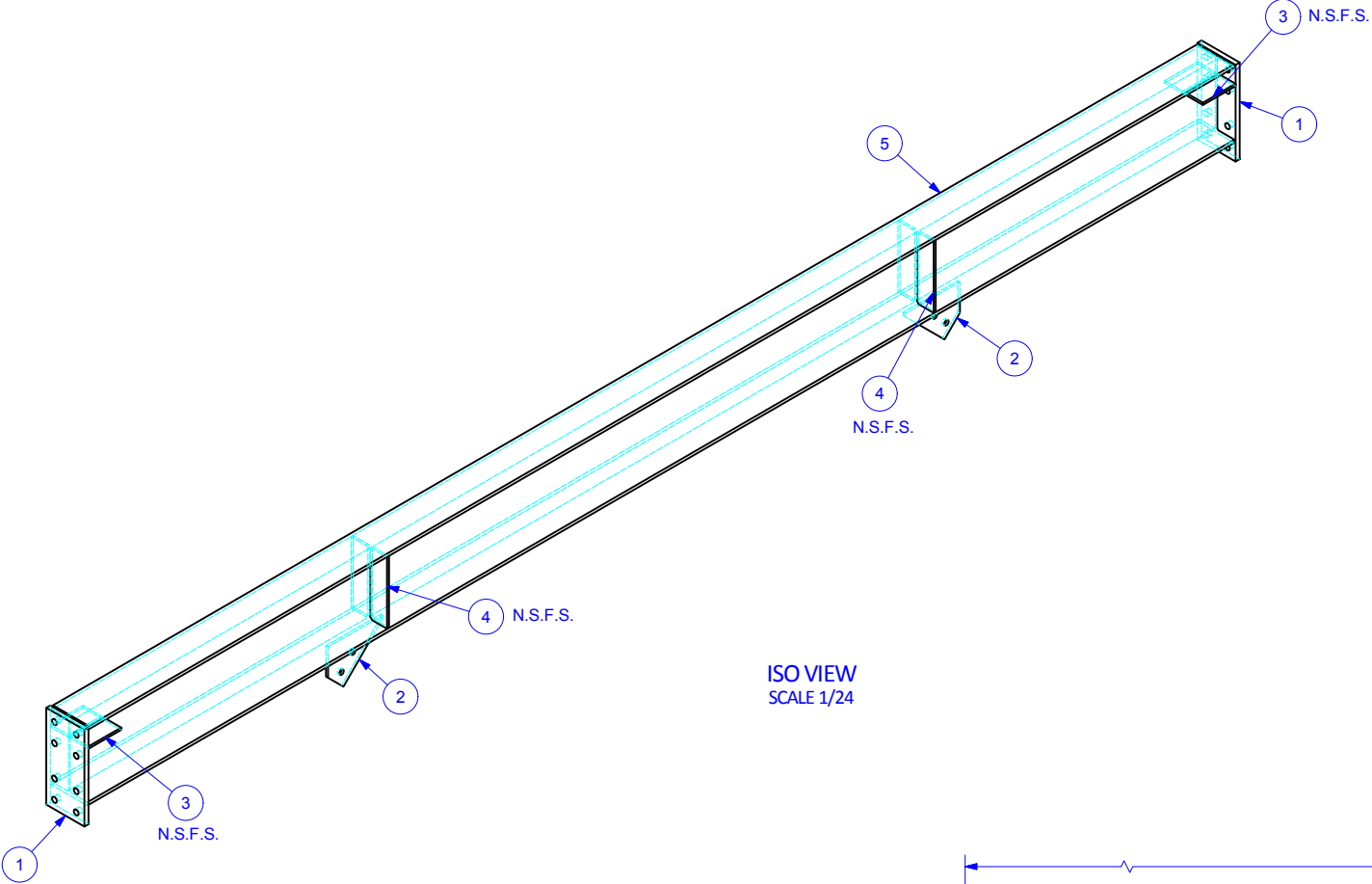
ITEM	QTY	CUT LENGTH	PART#	DESCRIPTION	DWG#
1	2			HANDRAIL CLIP	042
2	4	9"	111255	ANGLE 3 1/2" X 4" X 5/16" X 20' A36 C.S.	039
3	1	11'-4 11/16"	111573	BEAM W14 X 30# X 20' A992 GR50S C.S.	014-3



PC Mk: 021
NAME: PLATFORM BEAM ASSY 12
MAT'L: NOTED
FINISH: ICM GRAY
SCALE: 1/8

EST. WT.: 376 LBS	DRAWN:	T5/15/2017	 the energy of innovation™	PHONE	P.O. BOX 397
	CHKD:			316.796.0900	310 N 1ST ST
	LIC:	TOLERANCE:	316.796.0570	COLUMBIA KS	67703-0397
	ISSUED BY:	Angles: ± 1/8"	ICM MFG PARTS		
	T5/16/2017	Angles: ± 1/2"			
CUSTOMER:		EQUIPMENT		SIZE	B
PINELAKE CORN PROCESSORS		AIR HEATER PLATFORM			
LOCATION:		PLATFORM BEAM ASSY 12			
STEAMBOAT ROCK, IA					
PROJECT NUMBER:	ITEM NO.	DWG NO.	BOM	REV	
PJ001991	124738	1020-8000-00-021	1	0	

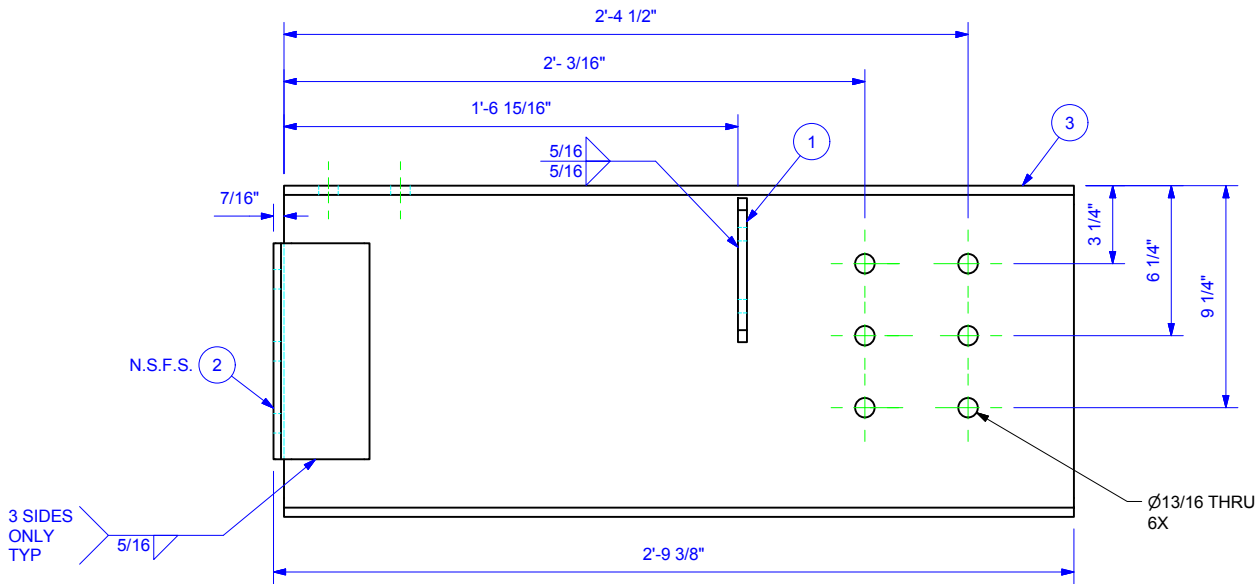
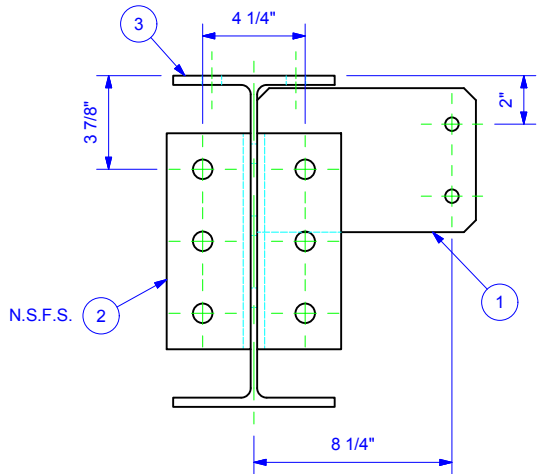
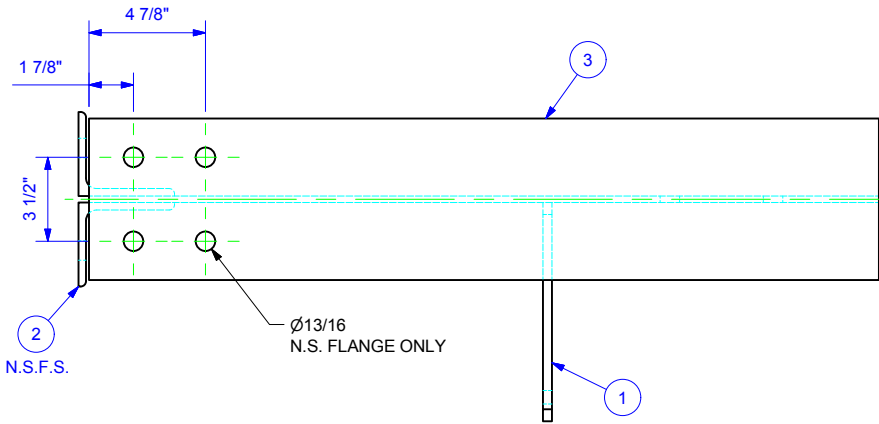
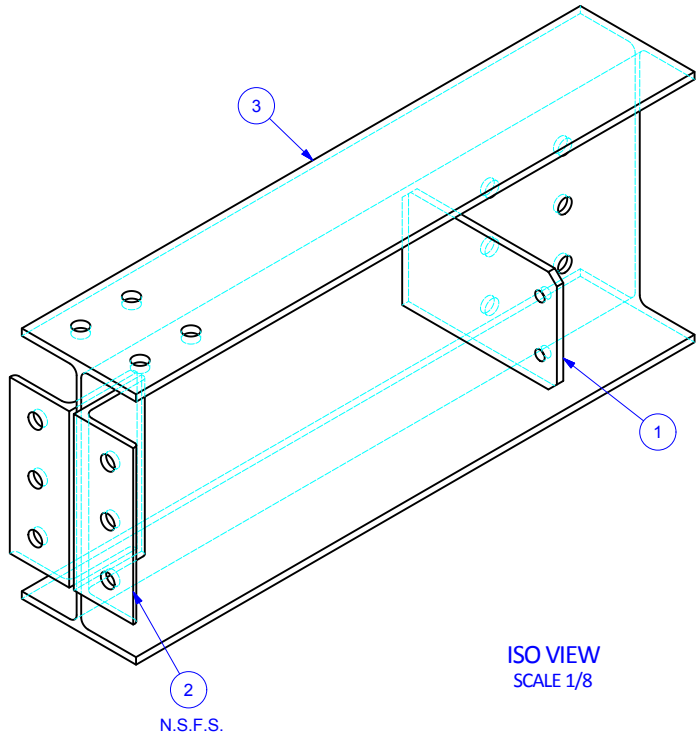
ITEM	QTY	CUT LENGTH	PART#	DESCRIPTION	DWG#
1	2			END CAP PLATE	040
2	2			CLIP - 3	037
3	4			END CAP STIFFENER 3 3/8" WD X 6" LG PLATE 3/8" A36 C.S.	015-3
4	4			BEAM STIFFENER 3 1/16" WD X 11 5/16" LG PLATE 3/8" A36 C.S.	011-4
5	1	17'-6 1/2"	111564	BEAM W12 X 35# X 20' A992 GR50S C.S.	011-6



Pc Mk: 023
NAME: PLATFORM BEAM ASSY 14
MAT'L: NOTED
FINISH: ICM GRAY
SCALE: 1/8

DRAWN: TB 1/5/2017	ICM ® the energy of innovation™	PHONE 316.796.0900	P.O. BOX 397 310 N 1ST ST COLWICH, KS
CHKD: LC 1/9/2017		FAX 316.796.0570	67030-0397
ISSUED BY: TB 1/16/2017	TOLERANCE: Fractions: ± 1/8" Angles: ± 1/2°	ICM MFG PARTS EQUIPMENT AIR HEATER PLATFORM PLATFORM BEAM ASSY 14	
CUSTOMER: PINELAKE CORN PROCESSORS		SIZE B	
LOCATION: STEAMBOAT ROCK, IA		EQUIP ECON:	
PROJECT NUMBER: PJ001991	ITEM NO. 124738	DWG NO. 1020-8000-00-023	BOM/ REV 1/0

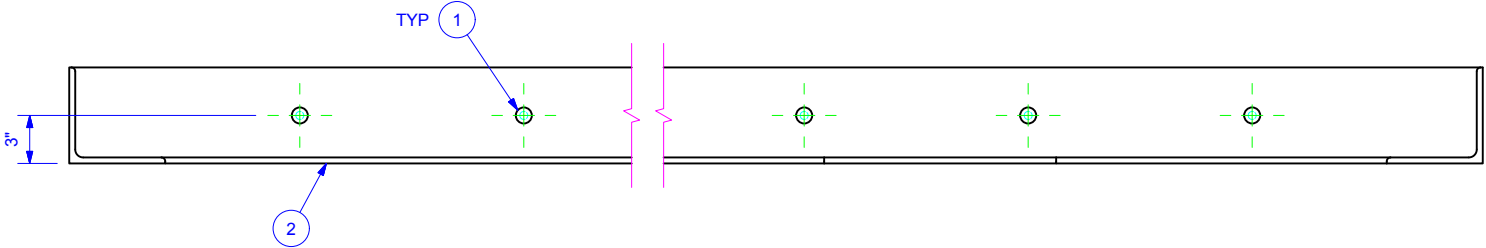
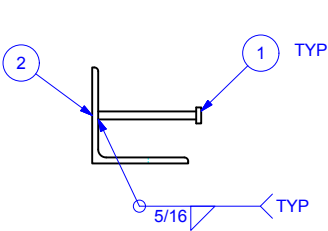
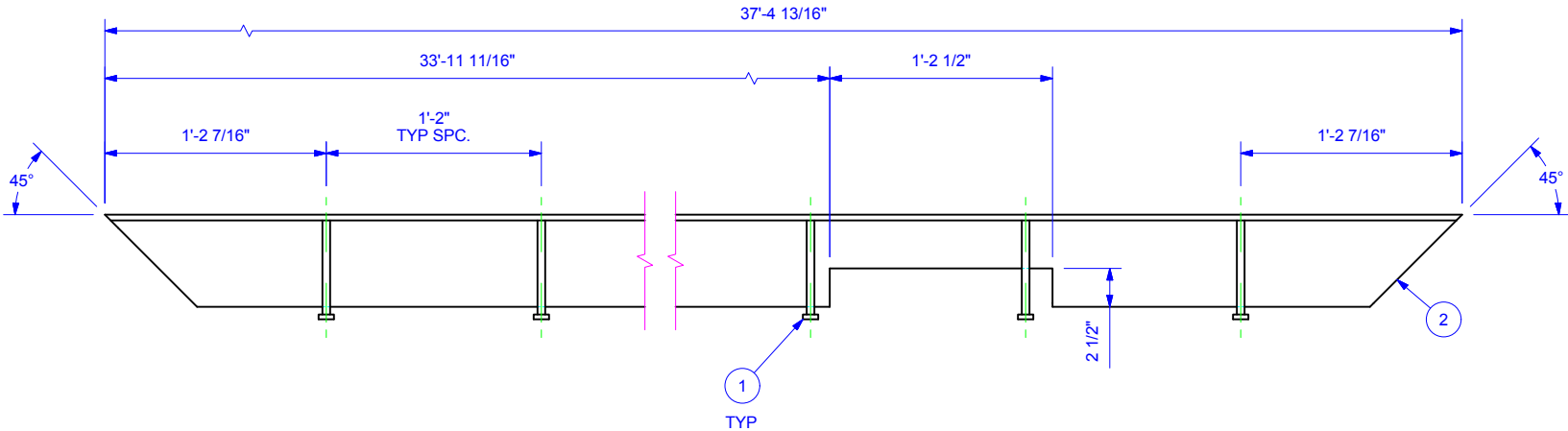
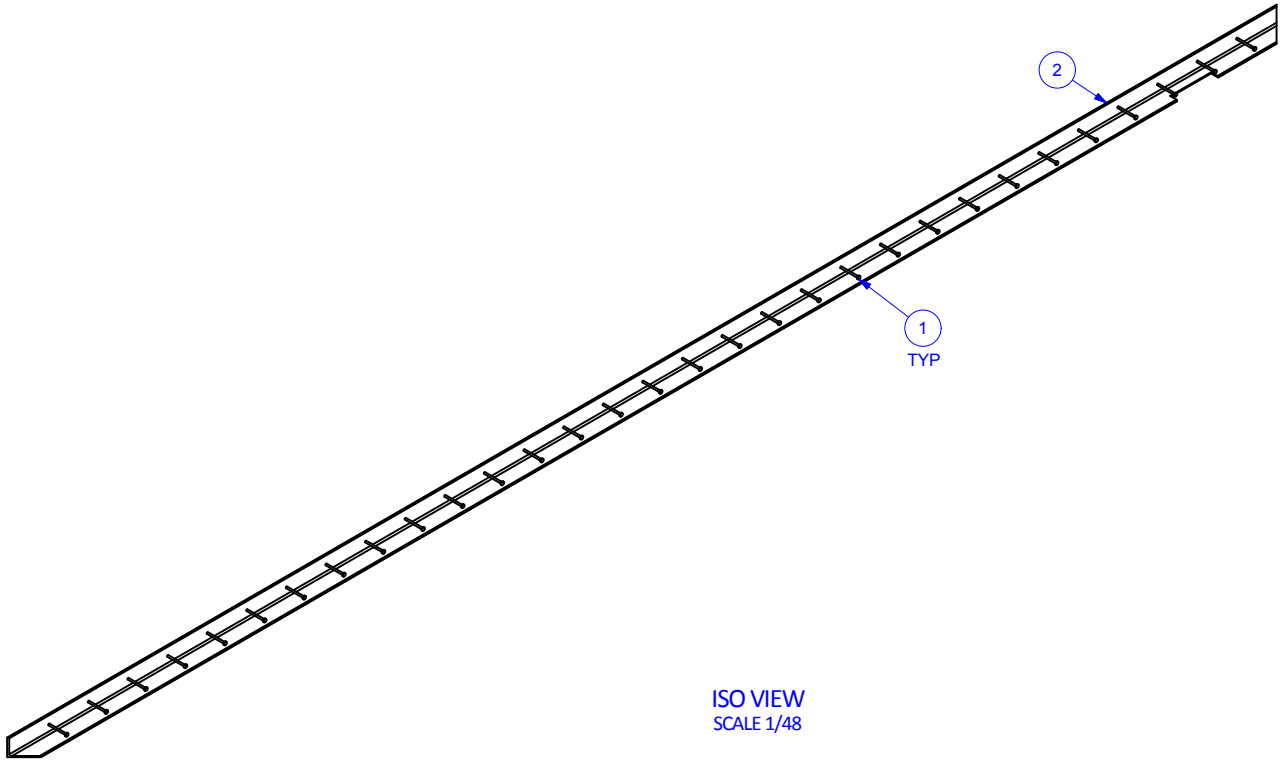
ITEM	QTY	CUT LENGTH	PART#	DESCRIPTION	DWG#
1	1			HANDRAIL CLIP	042
2	2	9"	111255	ANGLE 3 1/2" X 4" X 5/16" X 20' A36 C.S.	039
3	1	2'-8 15/16"	111573	BEAM W14 X 30# X 20' A992 GR50S C.S.	017-3




Pc Mk: 024
NAME: PLATFORM BEAM ASSY 15
MAT'L: NOTED
FINISH: ICM GRAY
SCALE: 1/8

DRAWN: TB 1/5/2017	ICM ® <i>the energy of innovation</i> PHONE 316.796.0900 P.O. BOX 397 FAX 316.796.0570 310 N 1ST ST COLWICH, KS 67030-0397	EST. WT.: 99 LBS	
CHKD: LC 1/9/2017		SIZE B	
ISSUED BY: TB 1/16/2017	TOLERANCE: Fractions: ± 1/8" Angles: ± 1/2°		
CUSTOMER: PINELAKE CORN PROCESSORS		ICM MFG PARTS	
LOCATION: STEAMBOAT ROCK, IA		EQUIPMENT	
PROJECT NUMBER: PJ001991		AIR HEATER PLATFORM	
ITEM NO. 124738		PLATFORM BEAM ASSY 15	
DWG NO. 1020-8000-00-024		BOM/ REV 1/0	

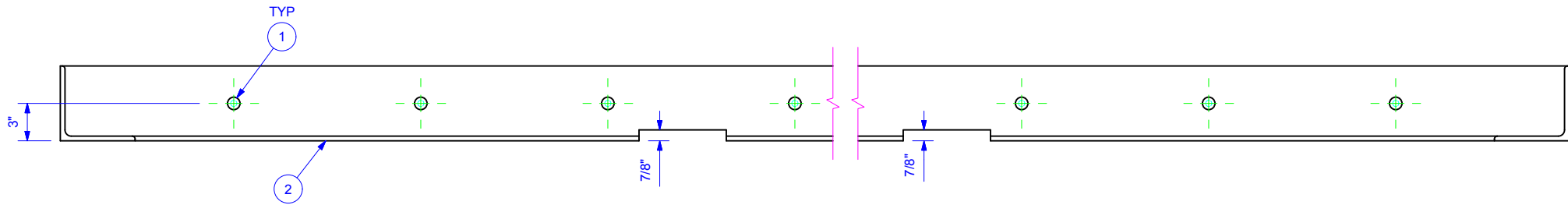
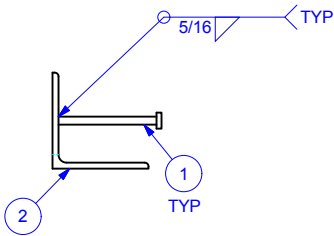
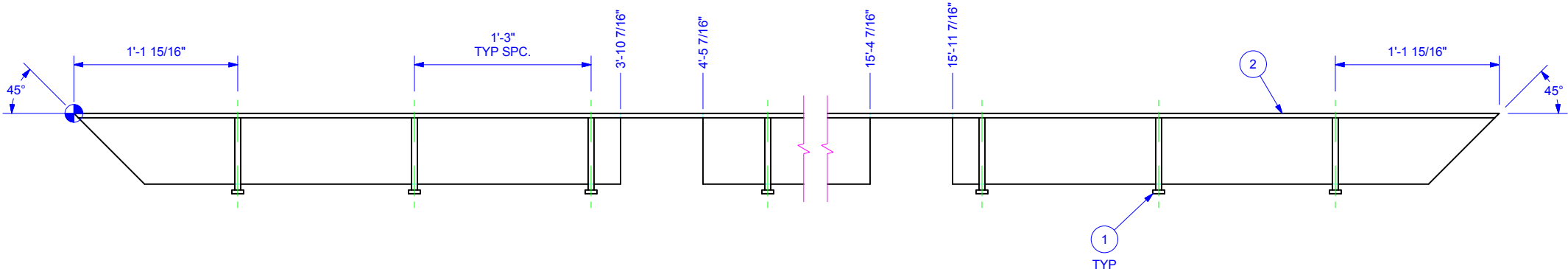
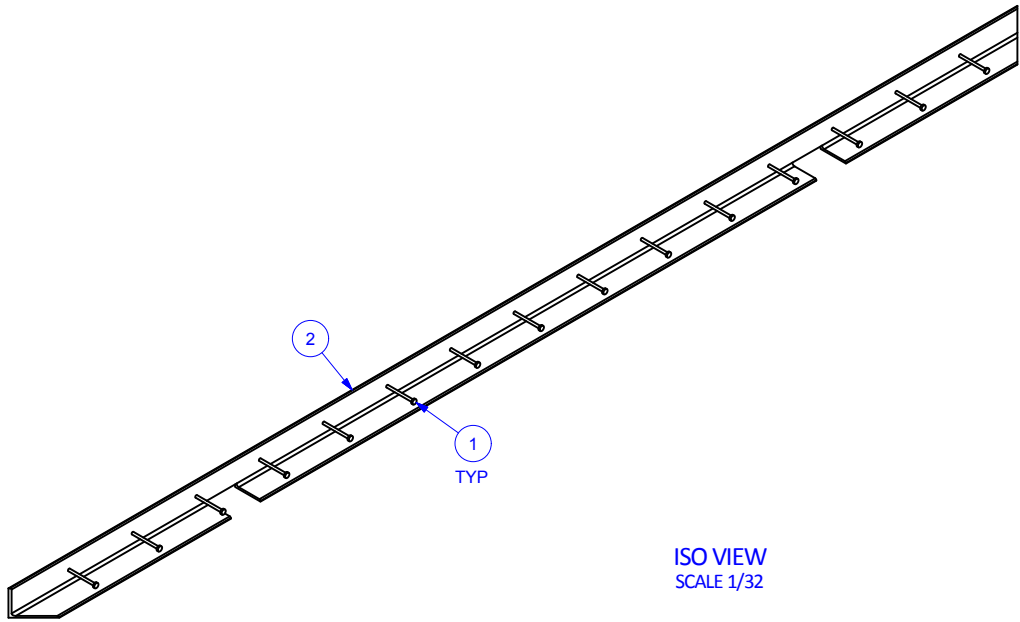
ITEM	QTY	CUT LENGTH	PART#	DESCRIPTION	DWG#
1	31		107191	WELD STUD CONCRETE ANCHOR 1/2" ANCHOR DIA X 6 1/8" OAL C.S.	
2	1	37'-4 13/16"	111280	ANGLE 6" X 6" X 3/8" X 40' A36 C.S.	025-2




Pc Mk: 025
NAME: CONCRETE ANGLE ANCHOR ASSY 1
MAT'L: NOTED
FINISH: ICM GRAY
SCALE: 1/12

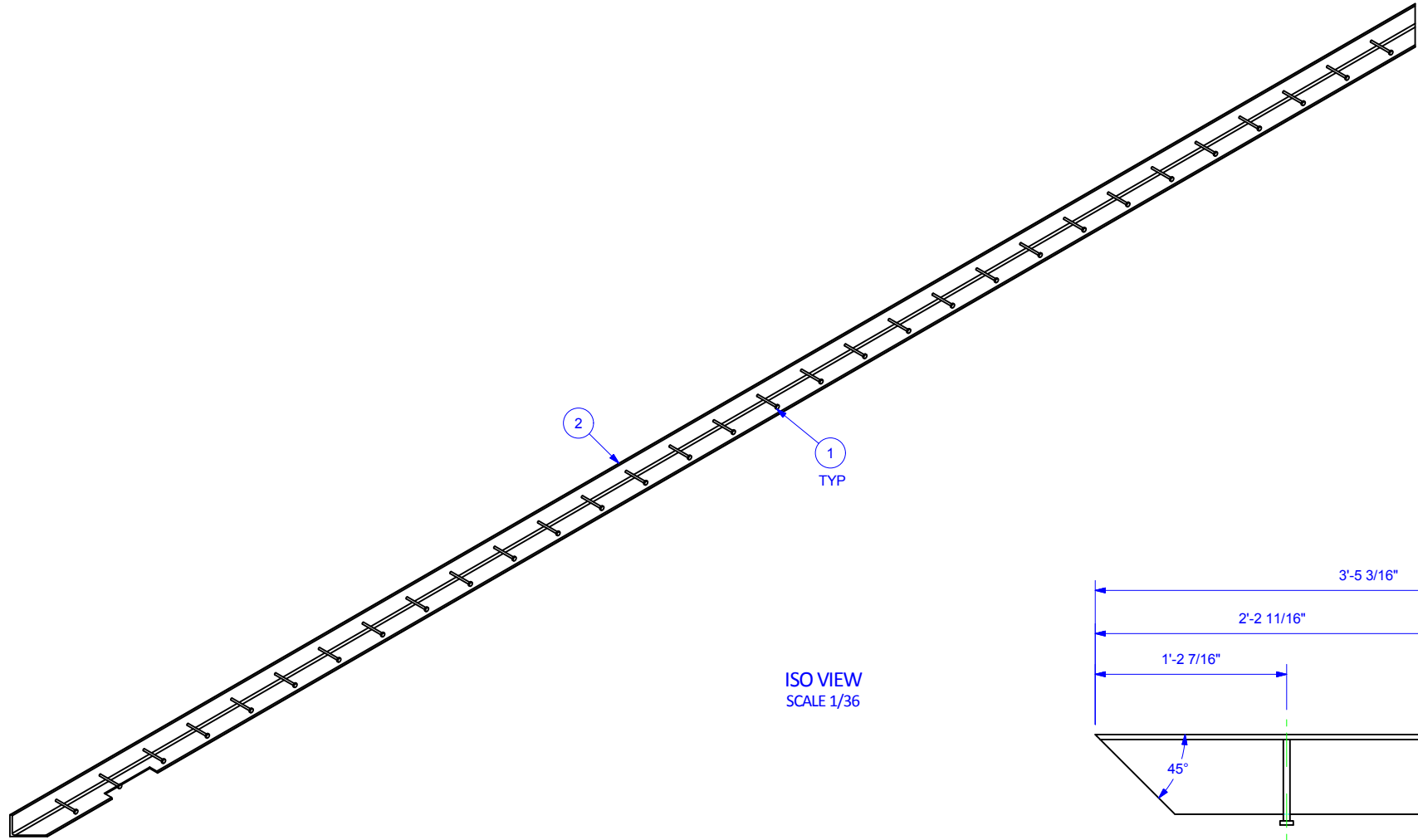
EST. WT.: 564 LBS	DRAWN: TB	1/5/2017	 the energy of innovation™	PHONE 316.796.0900	P.O. BOX 397
	CHKD: LC	1/9/2017		FAX 316.796.0570	310 N 1ST ST
	ISSUED BY: TB	1/16/2017	TOLERANCE: Fractions: ± 1/8" Angles: ± 1/2°		COLWICH, KS 67030-0397
	CUSTOMER: PINELAKE CORN PROCESSORS		ICM MFG PARTS		
	LOCATION: STEAMBOAT ROCK, IA		EQUIPMENT		
	PROJECT NUMBER: PJ001991		ITEM NO. 124738		SIZE B
			DWG NO. 1020-8000-00-025		
			BOM	REV	
				1	0

ITEM	QTY	CUT LENGTH	PART#	DESCRIPTION	DWG#
1	15		107191	WELD STUD CONCRETE ANCHOR 1/2" ANCHOR DIA X 6 1/8" OAL C.S.	
2	1	19'-9 13/16"	111280	ANGLE 6" X 6" X 3/8" X 40' A36 C.S.	026-2

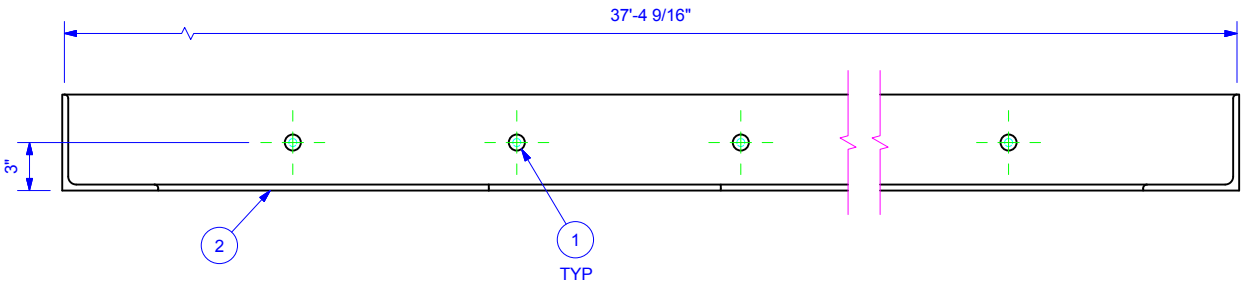
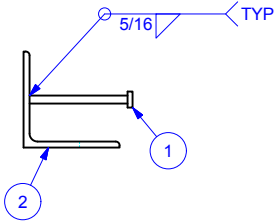
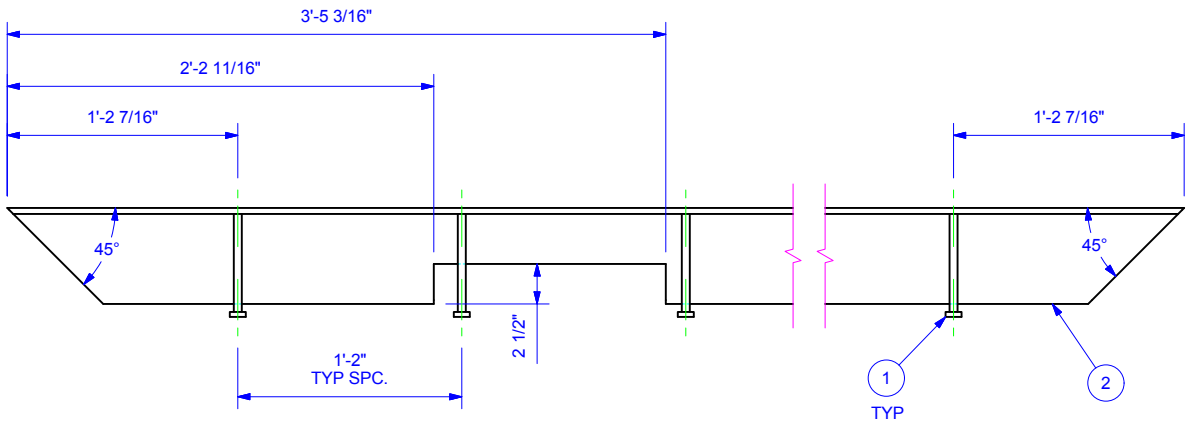


Pc Mk: 026
NAME: CONCRETE ANGLE ANCHOR ASSY 2
MAT'L: NOTED
FINISH: ICM GRAY
SCALE: 1/12

EST. WT.: 289 LBS	DRAWN:	TB	1/5/2017	 the energy of innovation™	PHONE	316.796.0900	P.O. BOX 397	SIZE B	
	CHKD:	LC	1/9/2017		FAX	316.796.0570	310 N 1ST ST		
	ISSUED BY:	TB	1/16/2017		TOLERANCE:				COLWICH, KS
					Fractions: ± 1/8"				67030-0397
				Angles: ± 1/2°					
	CUSTOMER:			ICM MFG PARTS					
	PINELAKE CORN PROCESSORS			EQUIPMENT					
	LOCATION:			AIR HEATER PLATFORM					
STEAMBOAT ROCK, IA			CONCRETE ANGLE ANCHOR ASSY 2						
PROJECT NUMBER:			ITEM NO.	DWG NO.	BOM	REV			
PJ001991			124738	1020-8000-00-026	1	0			




ISO VIEW
SCALE 1/36

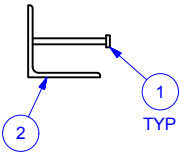
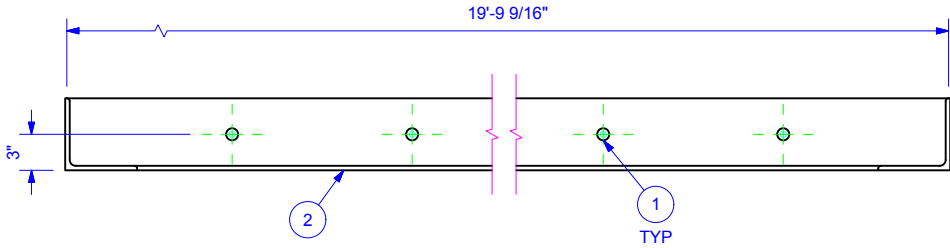
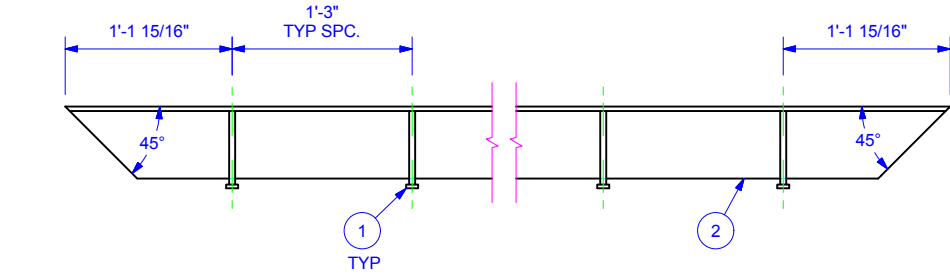
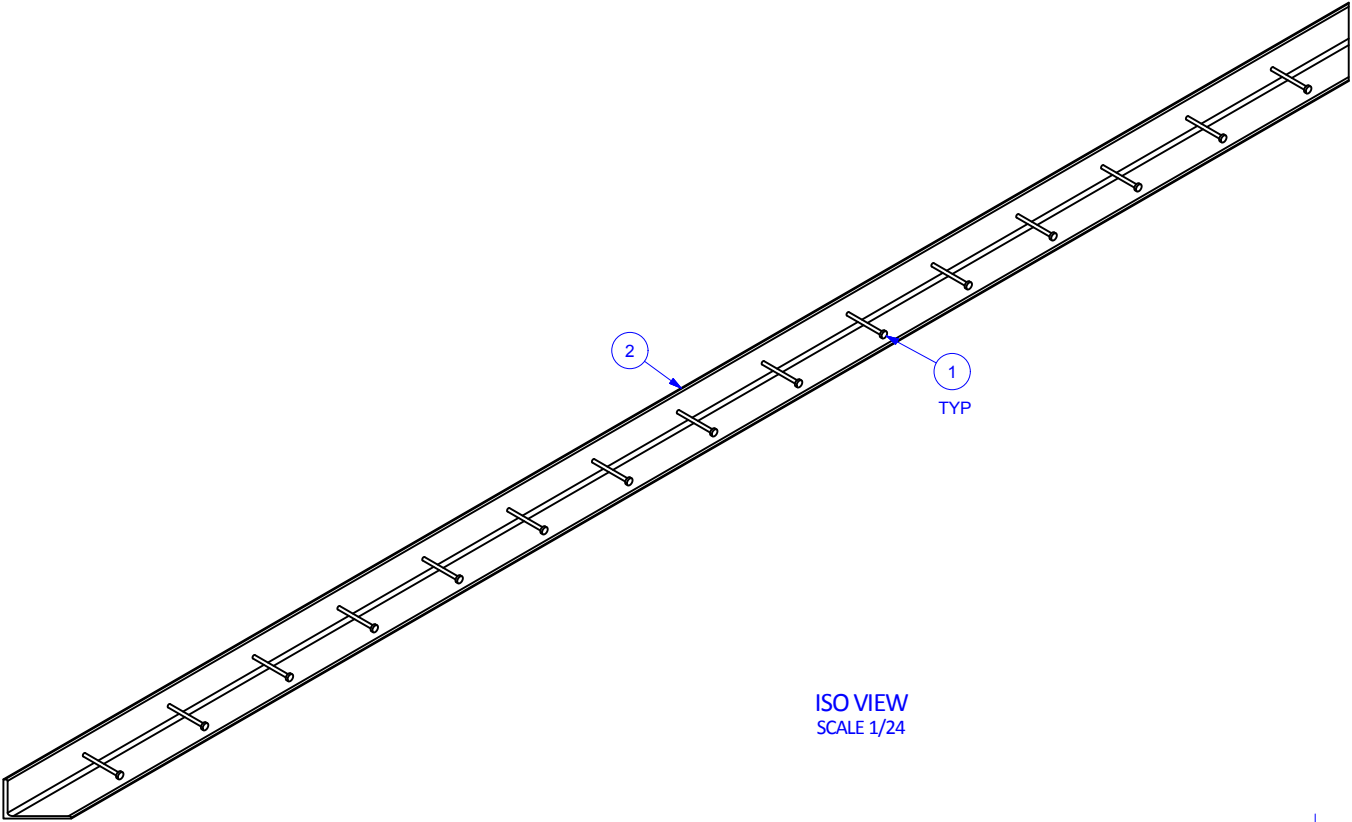


Pc Mk: 027
NAME: CONCRETE ANGLE ANCHOR ASSY 3
MAT'L: NOTED
FINISH: ICM GRAY
SCALE: 1/12


ITEM	QTY	CUT LENGTH	PART#	DESCRIPTION	DWG#
1	31		107191	WELD STUD CONCRETE ANCHOR 1/2" ANCHOR DIA X 6 1/8" OAL C.S.	
2	1	37'-4 13/16"	111280	ANGLE 6" X 6" X 3/8" X 40' A36 C.S.	027-2

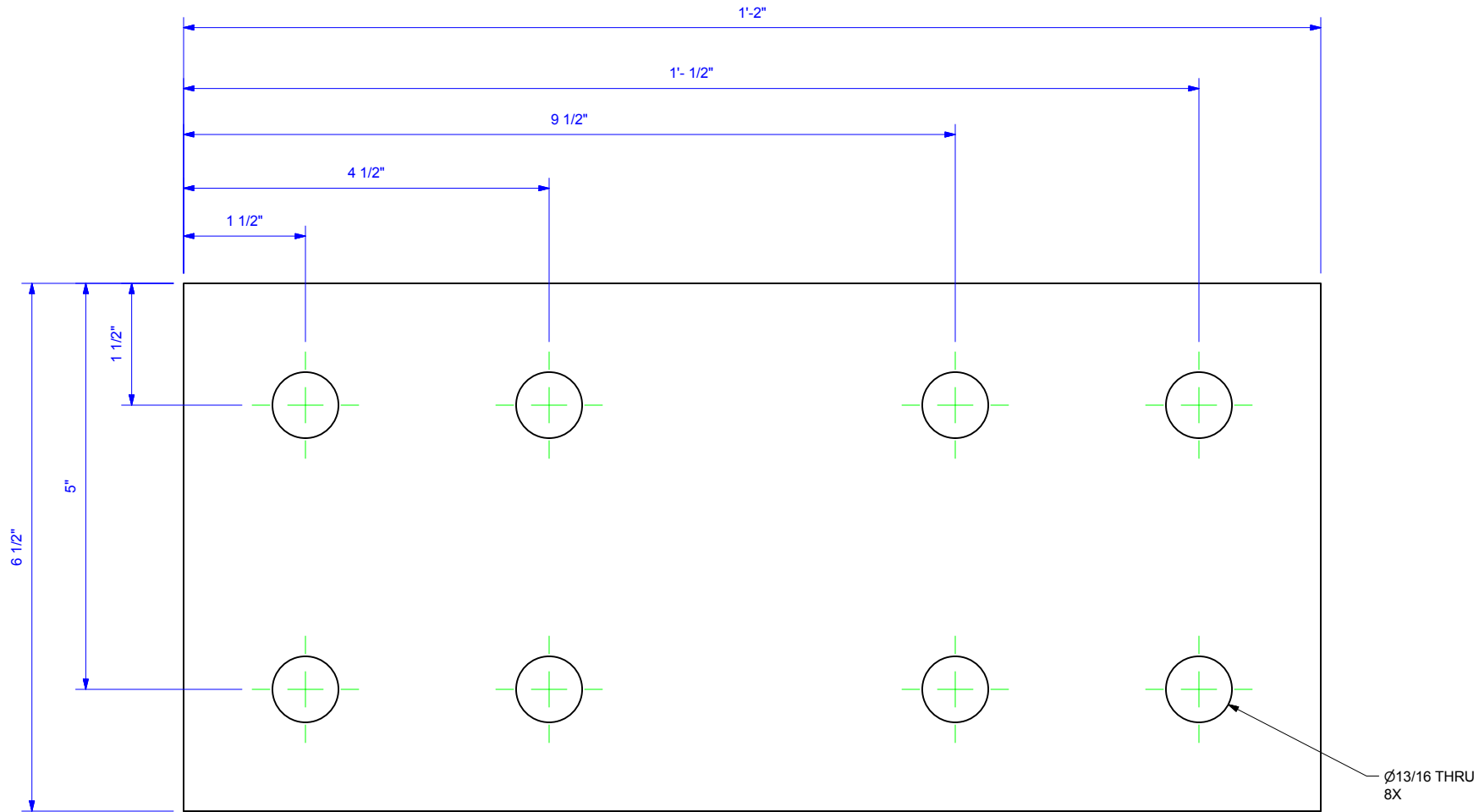
EST. WT.: 564 LBS	DRAWN: TB	1/5/2017		the energy		PHONE 316.796.0900	P.O. BOX 397
	CHKD: LC	1/9/2017		of innovation™		FAX 316.796.0570	310 N 1ST ST
	ISSUED BY: TB	1/16/2017	TOLERANCE: Fractions: ± 1/8" Angles: ± 1/2"	ICM MFG PARTS			COLWICH, KS 67030-0397
	CUSTOMER: PINELAKE CORN PROCESSORS		EQUIPMENT				
	LOCATION: STEAMBOAT ROCK, IA		AIR HEATER PLATFORM				
PROJECT NUMBER: PJ001991		ITEM NO. 124738	DWG NO. 1020-8000-00-027			SIZE B	REV 0
						BOM 1	

ITEM	QTY	CUT LENGTH	PART#	DESCRIPTION	DWG#
1	15		107191	WELD STUD CONCRETE ANCHOR 1/2" ANCHOR DIA X 6 1/8" OAL C.S.	
2	1	19'-9 13/16"	111280	ANGLE 6" X 6" X 3/8" X 40' A36 C.S.	028-2



Pc Mk: 028
NAME: CONCRETE ANGLE ANCHOR ASSY 4
MAT'L: NOTED
FINISH: ICM GRAY
SCALE: 1/16

EST. WT.: 298 LBS	DRAWN: TB		 the energy of innovation™	PHONE 316.796.0900	P.O. BOX 397 310 N 1ST ST COLWICH, KS	DIV. 1
	CHKD: LC			FAX 316.796.0570	67030-0397	
	TOLERANCE: Fractions: ± 1/8" Angles: ± 1/2°		ICM MFG PARTS EQUIPMENT		SIZE B	
	CUSTOMER: PINELAKE CORN PROCESSORS		AIR HEATER PLATFORM		EQUIP ECON	
	LOCATION: STEAMBOAT ROCK, IA		CONCRETE ANGLE ANCHOR ASSY 4			
	PROJECT NUMBER: PJ001991		ITEM NO. 124738	DWG NO. 1020-8000-00-028		BOM/ REV 1 / 0

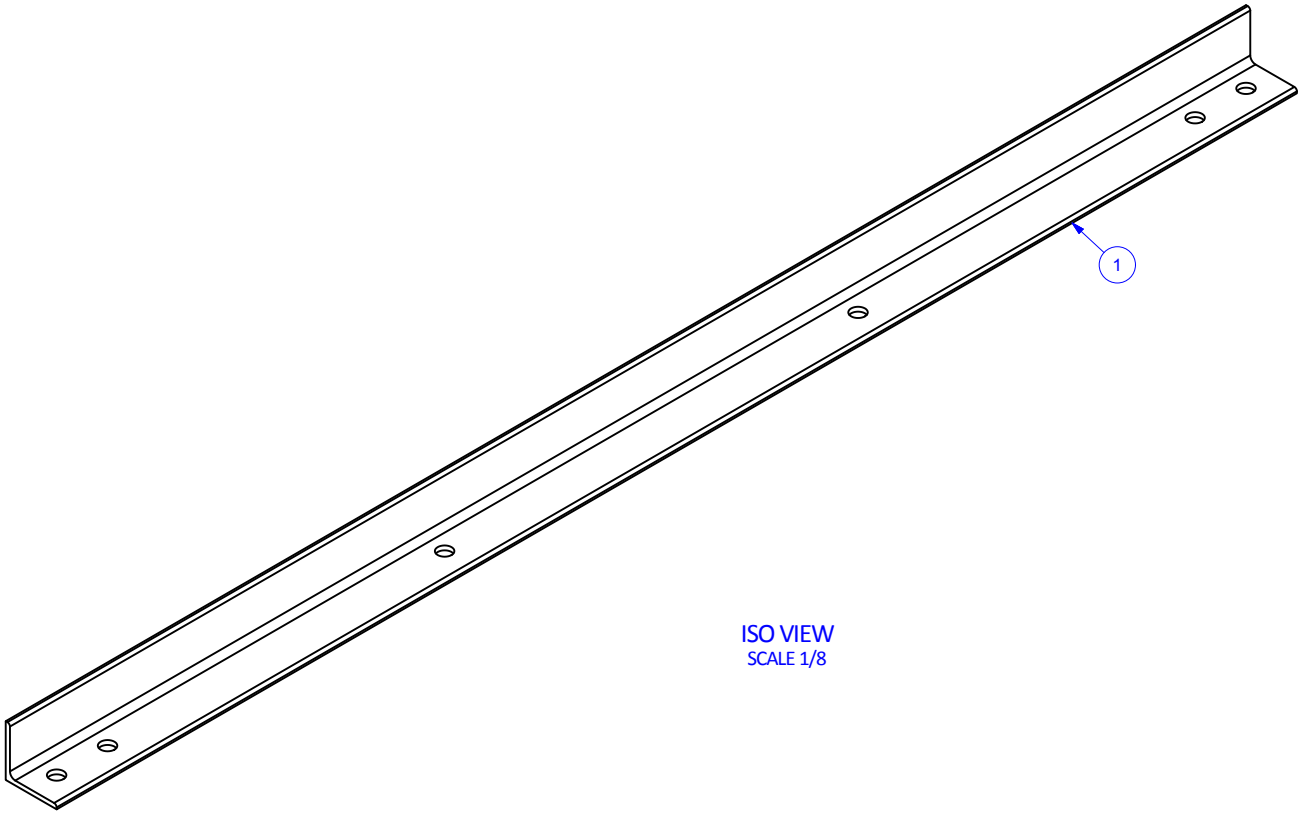


Pc Mk: 029
NAME: UPPER MOMENT CONN PLATE 1
MAT'L: PLATE 1/2" A36 C.S.
FINISH: ICM GRAY
SCALE: 1/2

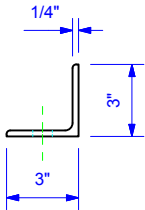
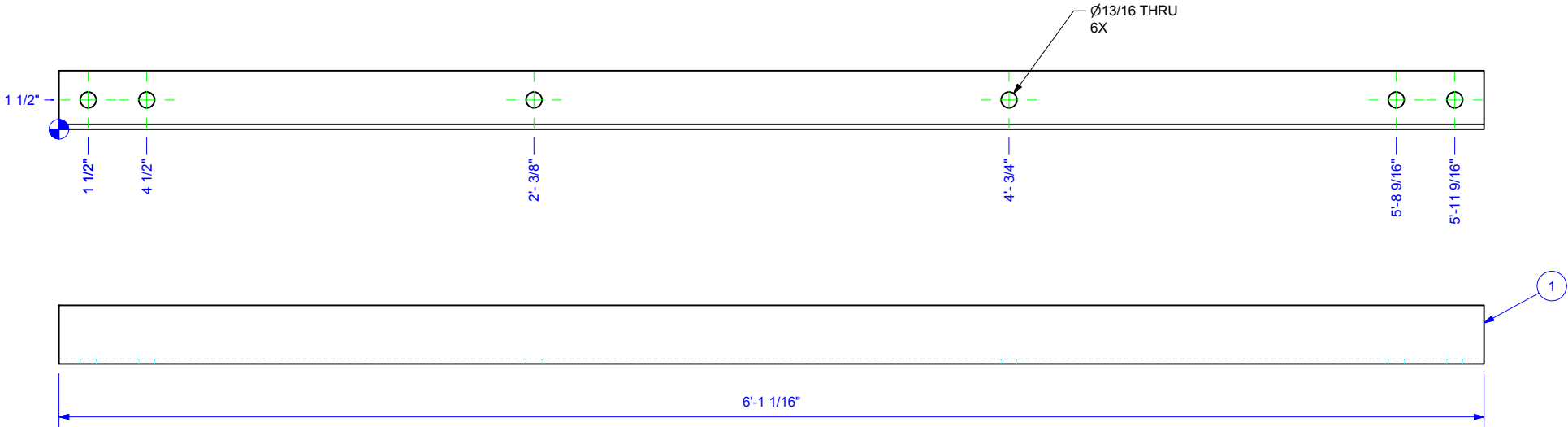
EST. WT.: 12 LBS	DRAWN:	TB	1/5/2017	ICM ® <i>the energy of innovation</i> ™	PHONE	P.O. BOX 397		
	CHKD:	LC	1/9/2017		316.796.0900	310 N 1ST ST		
	ISSUED BY:	TB	1/16/2017	FAX	COLWICH, KS			
	CUSTOMER:	PINELAKE CORN PROCESSORS		316.796.0570	67030-0397			
	LOCATION:	STEAMBOAT ROCK, IA						
	PROJECT NUMBER:	PJ001991	ITEM NO.	124738	DWG NO.	1020-8000-00-029	SIZE	B
	BOM	REV	1	0	EQUIP ECON			

ICM MFG PARTS	
EQUIPMENT	
AIR HEATER PLATFORM	
UPPER MOMENT CONN PLATE 1	

ITEM	QTY	CUT LENGTH	PART#	DESCRIPTION	DWG#
1	1	6'-1 1/16"	111239	ANGLE 3" X 3" X 1/4" X 20' A36 C.S.	030



ISO VIEW
SCALE 1/8



Pc Mk: 030
NAME: ANGLE 3" X 3" X 1/4" X 20' A36 C.S.
MAT'L: NOTED
FINISH: ICM GRAY
SCALE: 1/8

DRAWN:
TB
1/5/2017

CHKD:
LC
1/9/2017

ISSUED BY:
TB
1/16/2017

TOLERANCE:
Fractions: ± 1/8"
Angles: ± 1/2°

CUSTOMER:
PINELAKE CORN PROCESSORS

LOCATION:
STEAMBOAT ROCK, IA

PROJECT NUMBER:
PJ001991

PHONE
316.796.0900

P.O. BOX 397
310 N 1ST ST
COLWICH, KS
316.796.0570
67030-0397

ICM[®] the energy
of innovation[™]

ICM MFG PARTS
EQUIPMENT
AIR HEATER PLATFORM
ANGLE 3" X 3" X 1/4" X 20' A36 C.S.

EST. WT.: 30 LBS

SIZE
B

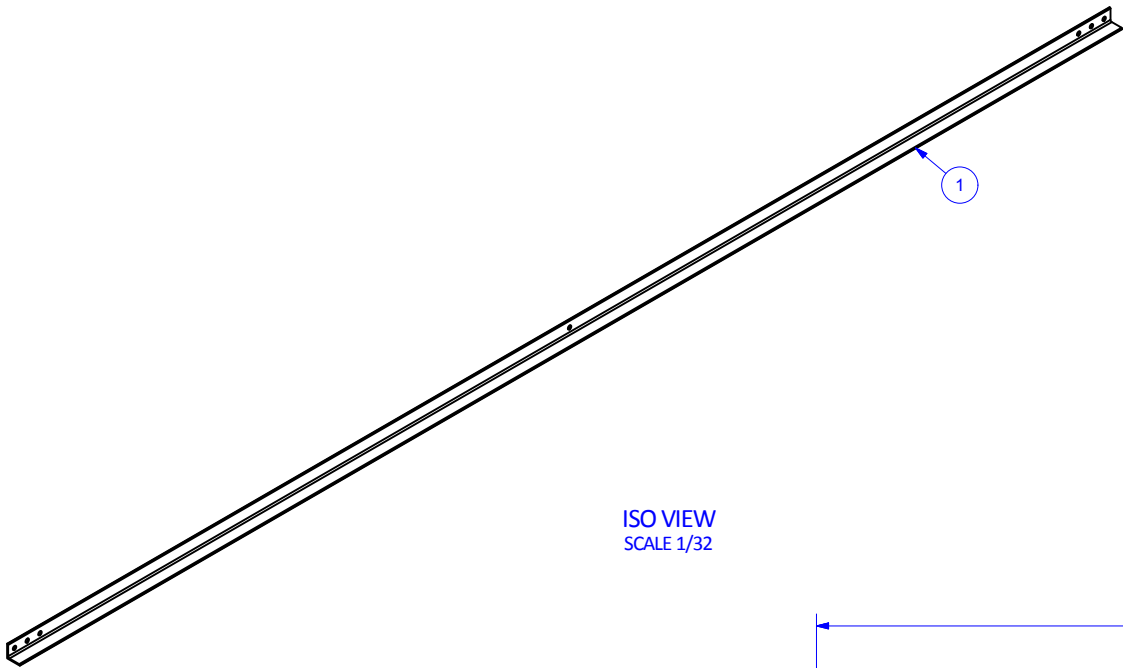
ITEM NO.
124738

DWG NO.
1020-8000-00-030

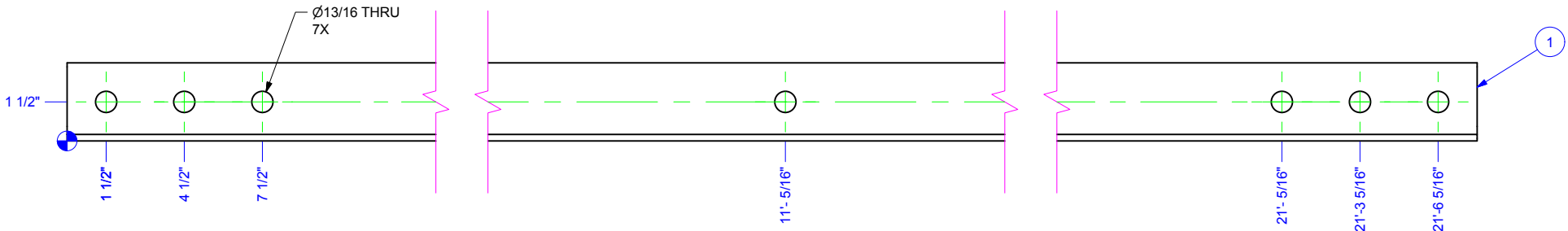
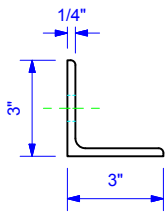

BOM/REV
1/0

ICM Trade Secret Information Exempted from Public Disclosure under US Freedom of Information Act 5 USC § 552(b)(4) and under Iowa Code § 22.7(3). ICM Proprietary/Confidential Commercial and Trade Secret Information Protected by Confidentiality Agreement, U.S. Economic Espionage Act, and Uniform Trade Secrets Act. © 2017 ICM, Inc.

ITEM	QTY	CUT LENGTH	PART#	DESCRIPTION	DWG#
1	1	21'-7 13/16"	111241	ANGLE 3" X 3" X 1/4" X 40' A36 C.S.	031



ISO VIEW
SCALE 1/32



Pc Mk: 031
NAME: ANGLE 3" X 3" X 1/4" X 40' A36 C.S.
MAT'L: NOTED
FINISH: ICM GRAY
SCALE: 1/6

DRAWN:
TB
1/5/2017

CHKD:
LC
1/9/2017

ISSUED BY:
TB
1/16/2017

CUSTOMER:
PINELAKE CORN PROCESSORS

LOCATION:
STEAMBOAT ROCK, IA

PROJECT NUMBER:
PJ001991

PHONE
316.796.0900

P.O. BOX 397
310 N 1ST ST
COLWICH, KS
67030-0397

TOLERANCE:
Fractions: ± 1/8"
Angles: ± 1/2°

ICM MFG PARTS
EQUIPMENT
AIR HEATER PLATFORM
ANGLE 3" X 3" X 1/4" X 40' A36 C.S.

ITEM NO.
124738

DWG NO.
1020-8000-00-031

BOM/ REV
1 / 0

EST. WT.: 107 LBS

SIZE
B

ICM® the energy
of innovation™

PROJECT NUMBER:
PJ001991

ICM retains exclusive ownership to the Intellectual Property Rights underlying any modifications and/or additions to ICM's work product.

LICENSE:

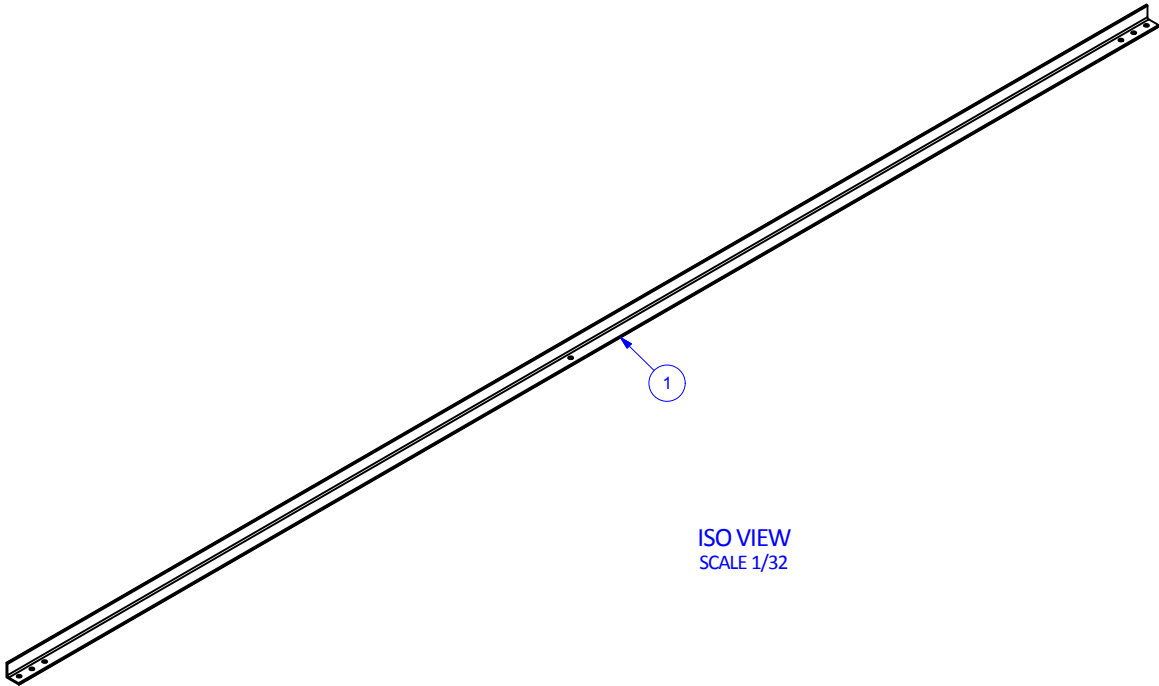
COUNTRY:
_

DWG ECON:
_

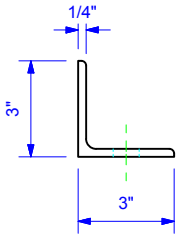
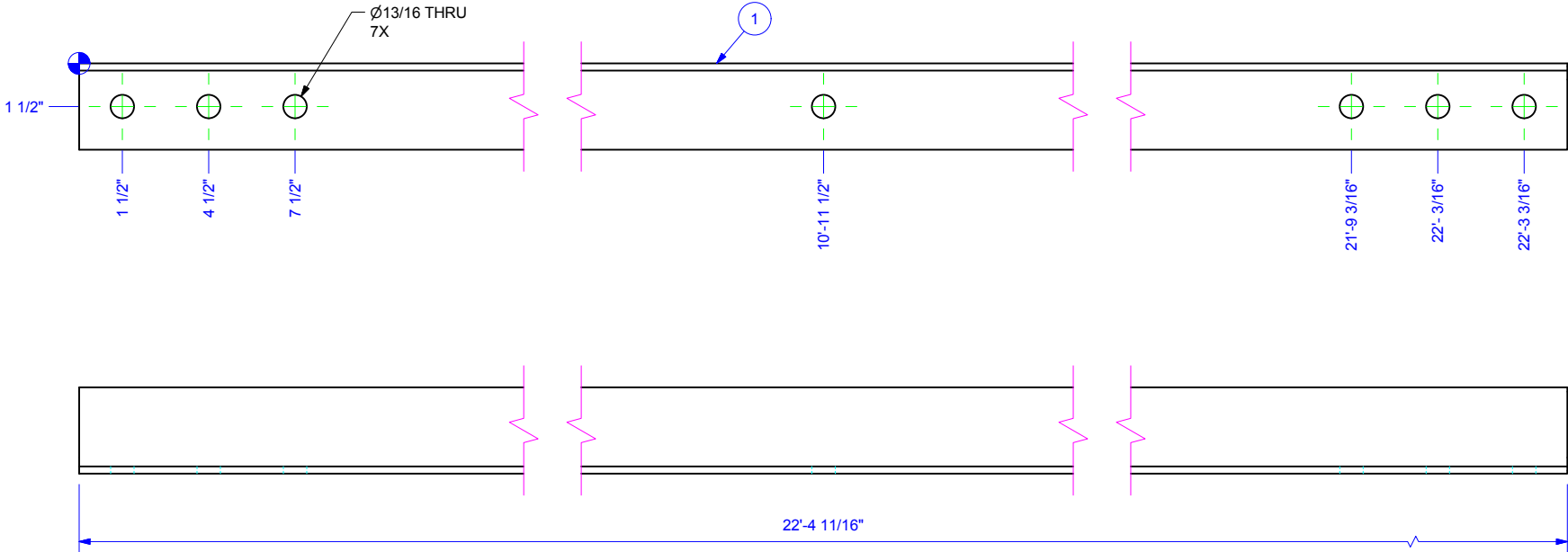
EQUIP ECON:
_

ICM Trade Secret Information Exempted from Public Disclosure under US Freedom of Information Act 5 USC § 552(b)(4) and under Iowa Code § 22.7(3). ICM Proprietary/Confidential Commercial and Trade Secret Information Protected by Confidentiality Agreement, U.S. Economic Espionage Act, and Uniform Trade Secrets Act. © 2017 ICM, Inc.

ITEM	QTY	CUT LENGTH	PART#	DESCRIPTION	DWG#
1	1	22'-4 11/16"	111241	ANGLE 3" X 3" X 1/4" X 40' A36 C.S.	032



ISO VIEW
SCALE 1/32



Pc Mk: 032
NAME: ANGLE 3" X 3" X 1/4" X 40' A36 C.S.
MAT'L: NOTED
FINISH: ICM GRAY
SCALE: 1/6

DRAWN: TB
CHKD: LC
ISSUED BY: TB

1/5/2017
1/9/2017
1/16/2017

CUSTOMER: PINELAKE CORN PROCESSORS
LOCATION: STEAMBOAT ROCK, IA

PROJECT NUMBER: PJ001991

TOLERANCE: Fractions: ± 1/8"
Angles: ± 1/2°

ITEM NO. 124738

EST. WT.: 110 LBS

DWG NO. 1020-8000-00-032

1

0

ICM® the energy of innovation™

PHONE 316.796.0900
FAX 316.796.0570

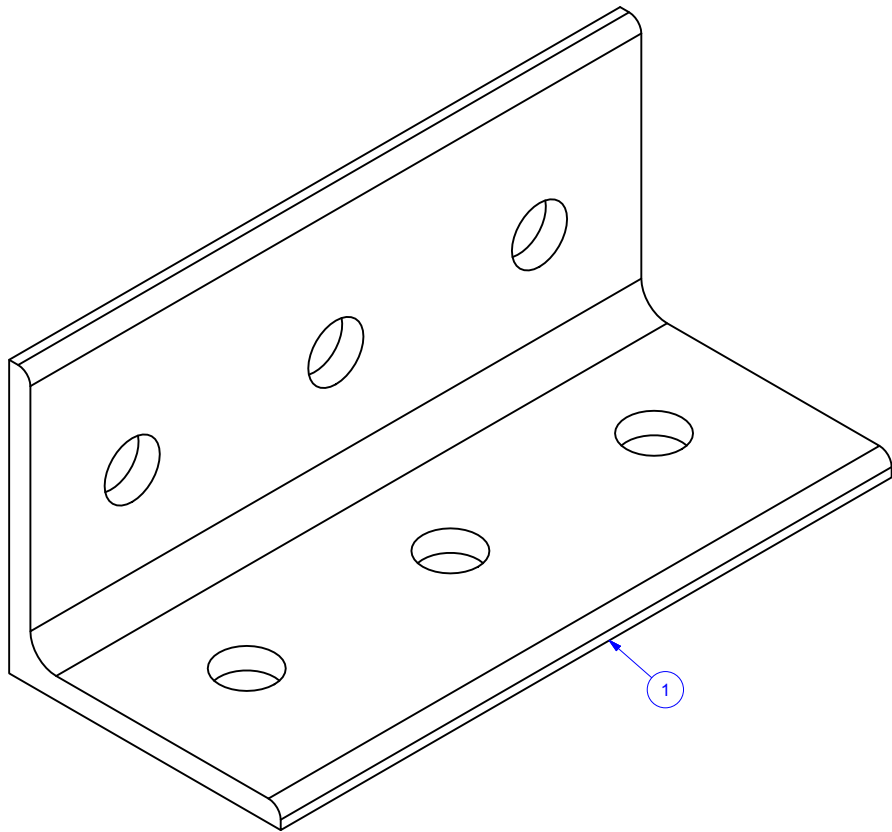
P.O. BOX 397
310 N 1ST ST
COLWICH, KS 67030-0397

ICM MFG PARTS
EQUIPMENT
AIR HEATER PLATFORM
ANGLE 3" X 3" X 1/4" X 40' A36 C.S.

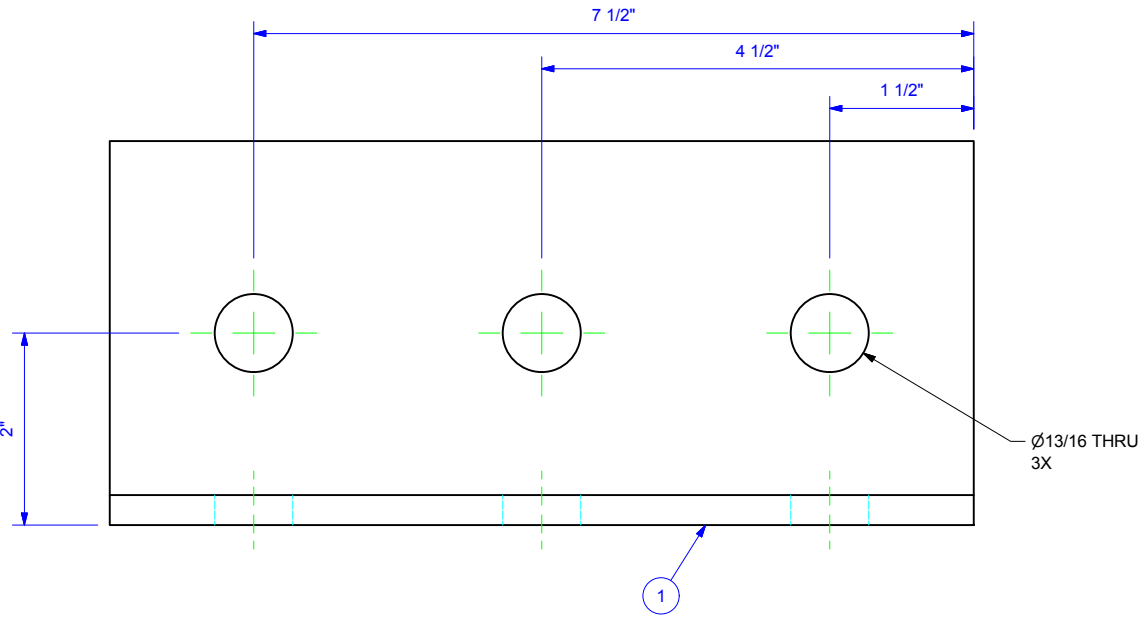
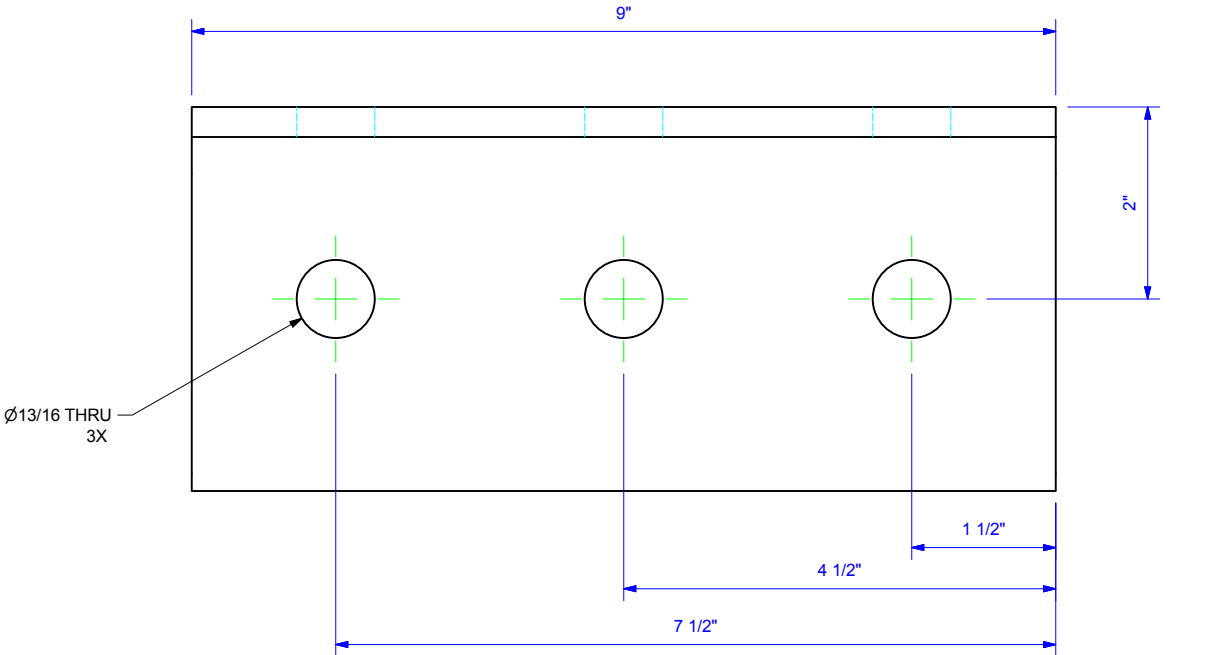
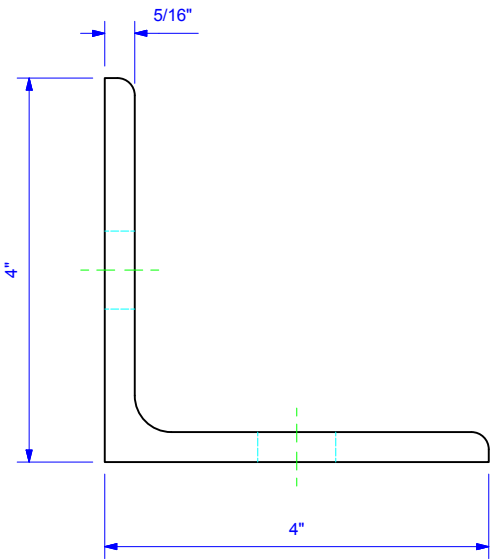
SIZE B

ICM Trade Secret Information Exempted from Public Disclosure under US Freedom of Information Act 5 USC § 552(b)(4) and under Iowa Code § 22.7(3). ICM Proprietary/Confidential Commercial and Trade Secret Information Protected by Confidentiality Agreement, U.S. Economic Espionage Act, and Uniform Trade Secrets Act. © 2017 ICM, Inc.

ITEM	QTY	CUT LENGTH	PART#	DESCRIPTION	DWG#
1	1	9"	111264	ANGLE 4" X 4" X 5/16" X 20' A36 C.S.	033



ISO VIEW
SCALE 1 / 2



Pc Mk: 033
NAME: ANGLE 4" X 4" X 5/16" X 20' A36 C.S.
MAT'L: NOTED
FINISH: ICM GRAY
SCALE: 1 / 2

DRAWN:
TB
1/5/2017

CHKD:
LC
1/9/2017

ISSUED BY:
TB
1/16/2017

CUSTOMER:
PINELAKE CORN PROCESSORS

LOCATION:
STEAMBOAT ROCK, IA

PROJECT NUMBER:
PJ001991

ITEM NO.
124738

DWG NO.
1020-8000-00-033

BOM / REV
1 / 0

TOLERANCE:
Fractions: ± 1/8"
Angles: ± 1/2°

ICM MFG PARTS
EQUIPMENT
AIR HEATER PLATFORM
ANGLE 4" X 4" X 5/16" X 20' A36 C.S.

EST. WT.: 6 LBS

SIZE
B

PHONE
316.796.0900

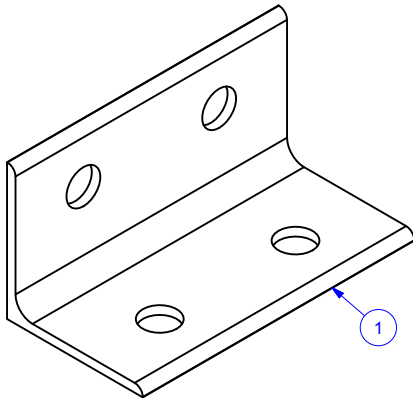
P.O. BOX 397
310 N 1ST ST
COLWICH, KS 67030-0397

FAX
316.796.0570

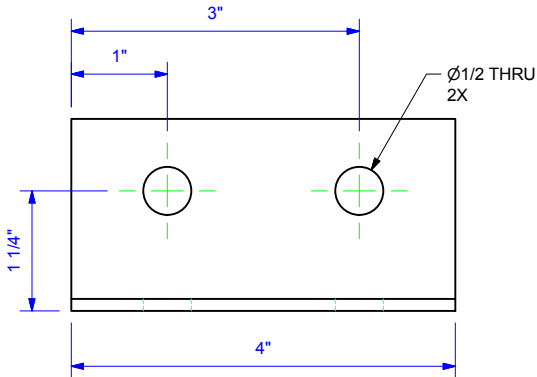
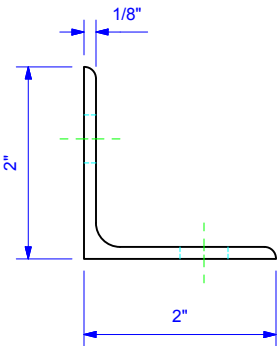
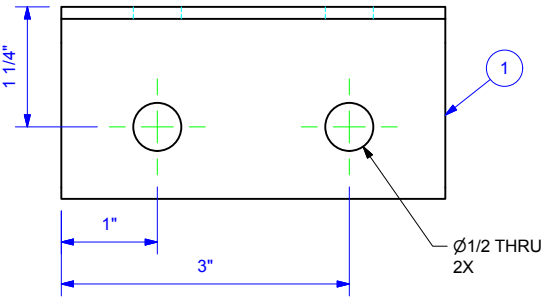
ICM®
the energy
of innovation™

ICM retains exclusive ownership to the Intellectual Property Rights underlying any modifications and/or additions to ICM's work product.

ITEM	QTY	CUT LENGTH	PART#	DESCRIPTION	DWG#
1	1	4"	111229	ANGLE 2" X 2" X 1/8" X 20' A36 C.S.	034



ISO VIEW
SCALE 1 / 2



Pc Mk: 034
NAME: ANGLE 2" X 2" X 1/8" X 20' A36 C.S.
MAT'L: NOTED
FINISH: ICM YELLOW
SCALE: 1 / 2

DRAWN:
TB
1/5/2017

CHKD:
LC
1/9/2017

ISSUED BY:
TB
1/16/2017

CUSTOMER:
PINELAKE CORN PROCESSORS

LOCATION:
STEAMBOAT ROCK, IA

PROJECT NUMBER:
PJ001991

TOLERANCE:
Fractions: ± 1/8"
Angles: ± 1/2°

ICM MFG PARTS
EQUIPMENT
AIR HEATER PLATFORM
ANGLE 2" X 2" X 1/8" X 20' A36 C.S.

ITEM NO.
124738

DWG NO.
1020-8000-00-034

BOM
1

REV
0

PHONE
316.796.0900

FAX
316.796.0570

P.O. BOX 397
310 N 1ST ST
COLWICH, KS 67030-0397

SIZE
B

EST. WT.: 1 LBS

ICM® the energy of innovation™

ICM retains exclusive ownership to the Intellectual Property Rights underlying any modifications and/or additions to ICM's work product.

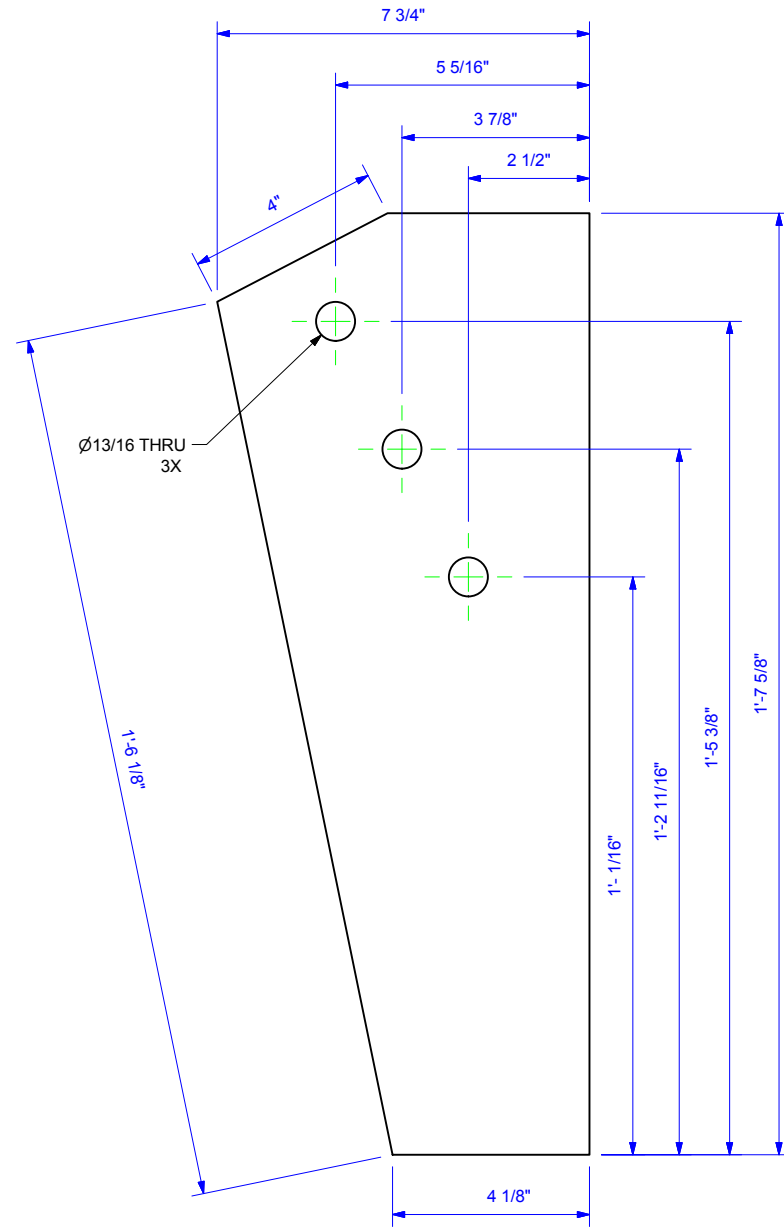
LICENSE:

COUNTRY:
I

DWG ECON:

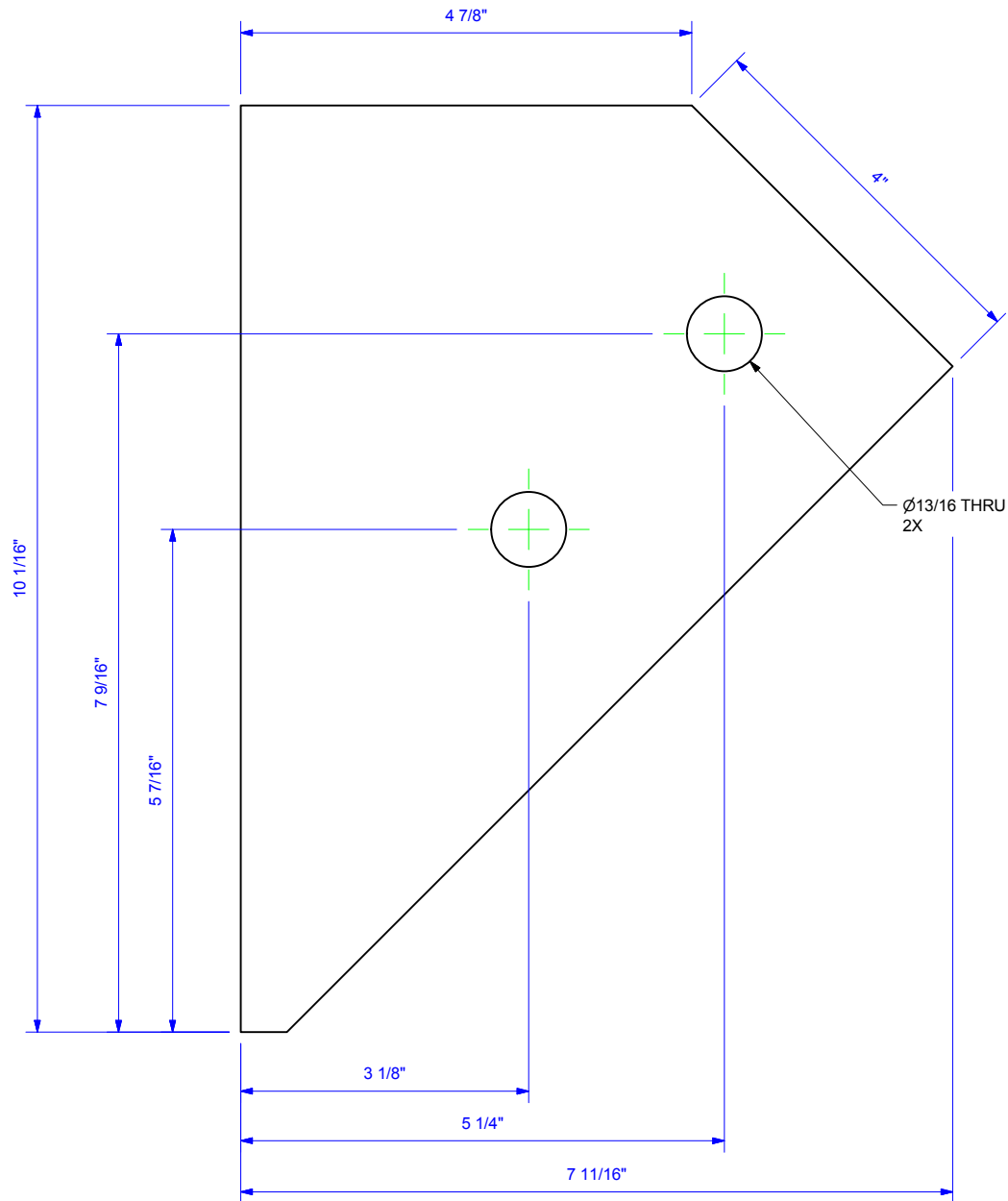
EQUIP ECON:

ICM Trade Secret Information Exempted from Public Disclosure under US Freedom of Information Act 5 USC § 552(b)(4) and under Iowa Code § 22.7(3). ICM Proprietary/Confidential Commercial and Trade Secret Information Protected by Confidentiality Agreement, U.S. Economic Espionage Act, and Uniform Trade Secrets Act. © 2017 ICM, Inc.



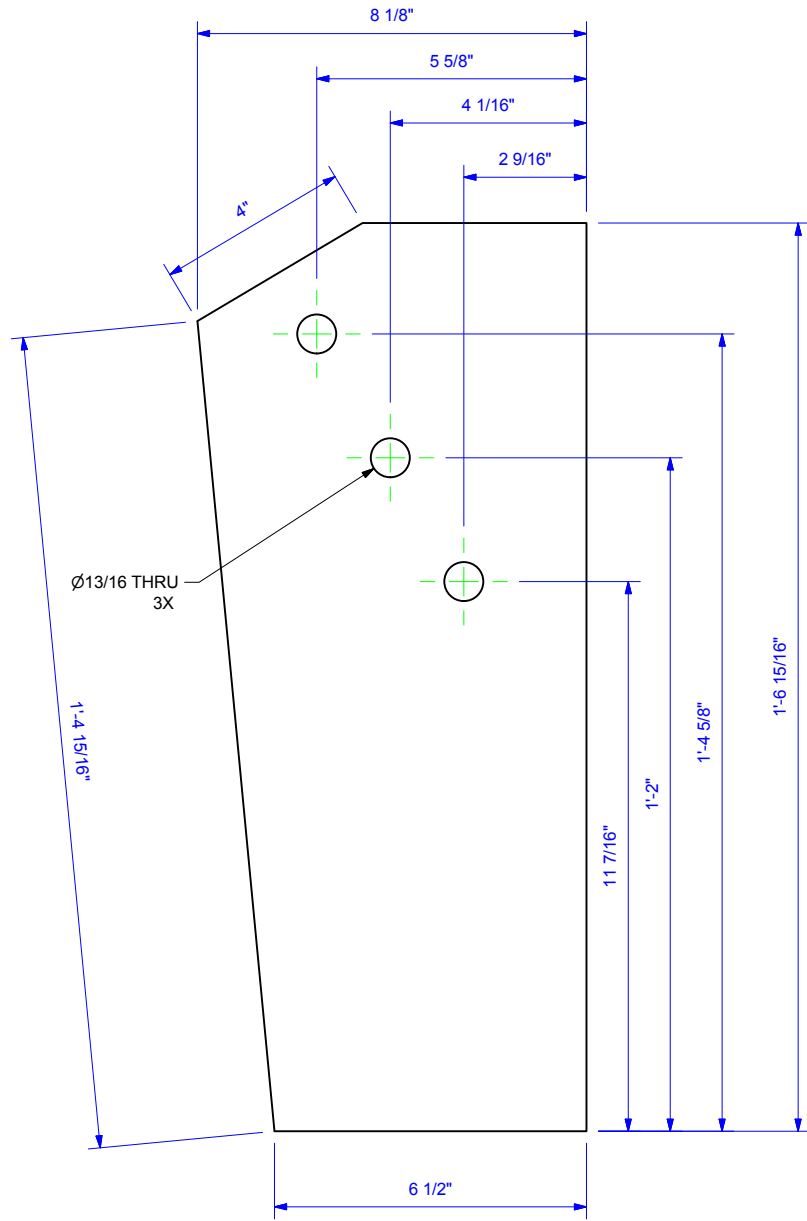
Pc Mk: 036
NAME: CLIP - 2
MAT'L: PLATE 3/8" A36 C.S.
FINISH: NOTED
SCALE: 1/4

EST. WT.: 12 LBS	DRAWN: TB 1/5/2017	ICM ® <i>the energy of innovation</i> ™	PHONE 316.796.0900	P.O. BOX 397	
	CHKD: LC 1/9/2017		FAX 316.796.0570	310 N 1ST ST COLWICH, KS 67030-0397	
	ISSUED BY: TB 1/16/2017	TOLERANCE: Fractions: ± 1/8" Angles: ± 1/2°	ICM MFG PARTS		SIZE B
	CUSTOMER: PINELAKE CORN PROCESSORS	EQUIPMENT			
	LOCATION: STEAMBOAT ROCK, IA	CLIP - 2			
PROJECT NUMBER: PJ001991	ITEM NO. 124738	DWG NO. 1020-8000-00-036	BOM 1	REV 0	



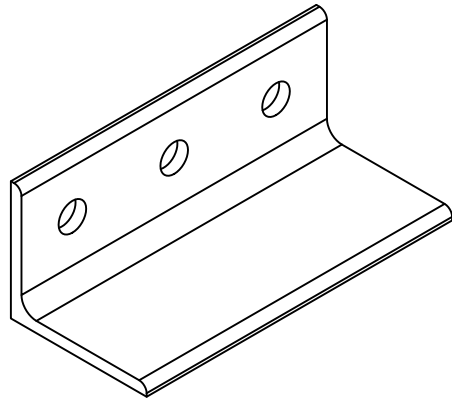
Pc Mk: 037
NAME: CLIP - 3
MAT'L: PLATE 3/8" A36 C.S.
FINISH: NOTED
SCALE: 1/2

EST. WT.: 5 LBS	DRAWN: TB	1/5/2017	ICM ® <i>the energy of innovation</i> ™	PHONE 316.796.0900	P.O. BOX 397
	CHKD: LC	1/9/2017		FAX 316.796.0570	310 N 1ST ST
	ISSUED BY: TB	1/16/2017	TOLERANCE: Fractions: ± 1/8" Angles: ± 1/2°	COLWICH, KS 67030-0397	
	CUSTOMER: PINELAKE CORN PROCESSORS		ICM MFG PARTS		
	LOCATION: STEAMBOAT ROCK, IA		EQUIPMENT		
	PROJECT NUMBER: PJ001991		ITEM NO. 124738	DWG NO. 1020-8000-00-037	BOM 1
CLIP - 3					

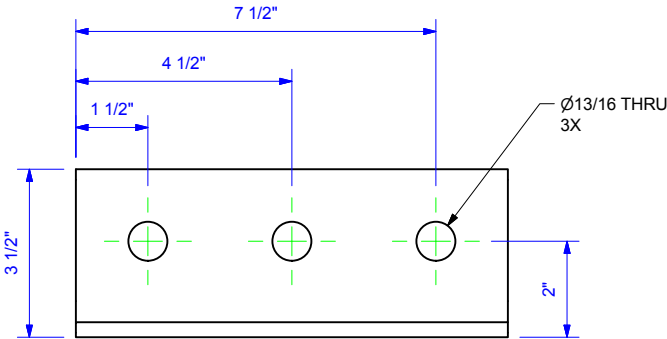
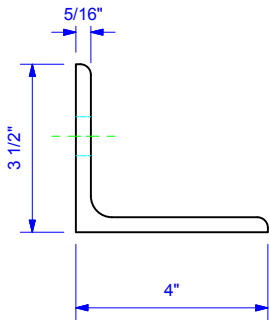
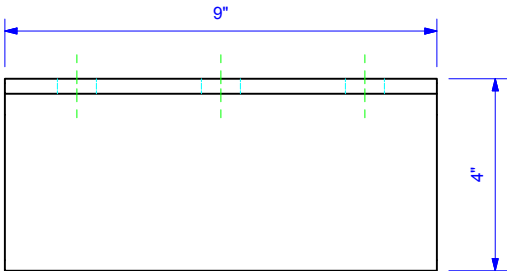


Pc Mk: 038
NAME: CLIP - 5
MAT'L: PLATE 3/8" A36 C.S.
FINISH: NOTED
SCALE: 1/4

EST. WT.: 14 LBS	DRAWN: TB	1/5/2017	ICM ® <i>the energy of innovation</i> ™	PHONE 316.796.0900	P.O. BOX 397
	CHKD: LC	1/9/2017		FAX 316.796.0570	310 N 1ST ST
	ISSUED BY: TB	1/16/2017	TOLERANCE: Fractions: ± 1/8" Angles: ± 1/2°	COLWICH, KS 67030-0397	
	CUSTOMER: PINELAKE CORN PROCESSORS		ICM MFG PARTS		
	LOCATION: STEAMBOAT ROCK, IA		EQUIPMENT		
PROJECT NUMBER: PJ001991		ITEM NO. 124738	DWG NO. 1020-8000-00-038	BOM 1	REV 0
CLIP - 5					



ISO VIEW
SCALE 1/4



Pc Mk: 039
NAME: ANGLE 3 1/2" X 4" X 5/16" X 20' A36 C.S.
MAT'L: NOTED
FINISH: ICM GRAY
SCALE: 1/4

EST. WT.: 6 LBS

DRAWN: TB 1/5/2017

CHKD: LC 1/9/2017

ISSUED BY: TB 1/16/2017

CUSTOMER: PINELAKE CORN PROCESSORS

LOCATION: STEAMBOAT ROCK, IA

PROJECT NUMBER: PJ001991

PHONE: 316.796.0900

FAX: 316.796.0570

P.O. BOX 397

310 N 1ST ST

COLWICH, KS 67030-0397

ICM®

the energy of innovation™

ICM MFG PARTS

EQUIPMENT

AIR HEATER PLATFORM

ANGLE 3 1/2" X 4" X 5/16" X 20' A36 C.S.

TOLERANCE: Fractions: ± 1/8"

Angles: ± 1/2°

SIZE B

BOM

REV

1

0

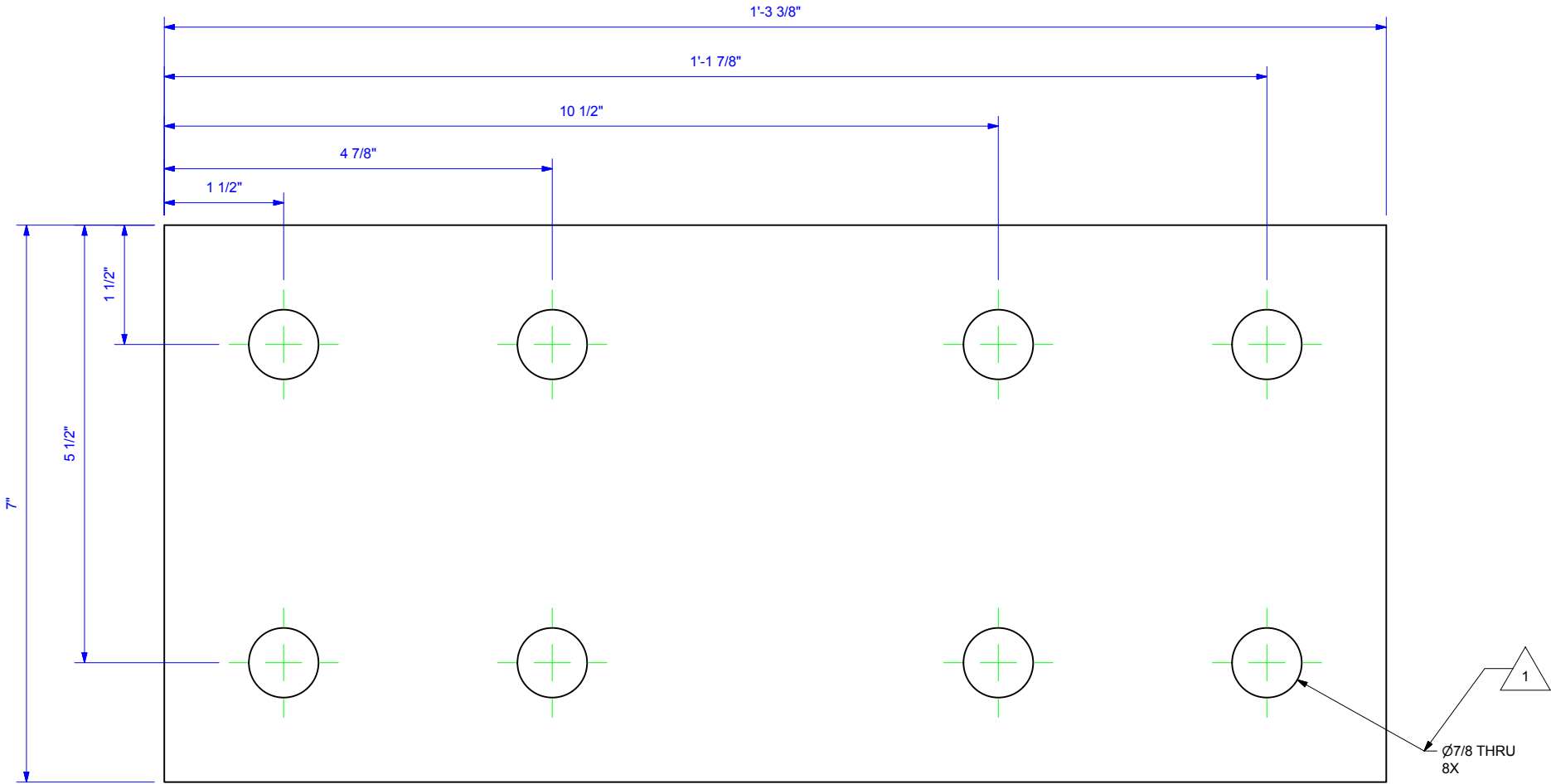
DWG ECON:

EQUIP ECON:

ICM retains exclusive ownership to the Intellectual Property Rights underlying any modifications and/or additions to ICM's work product.

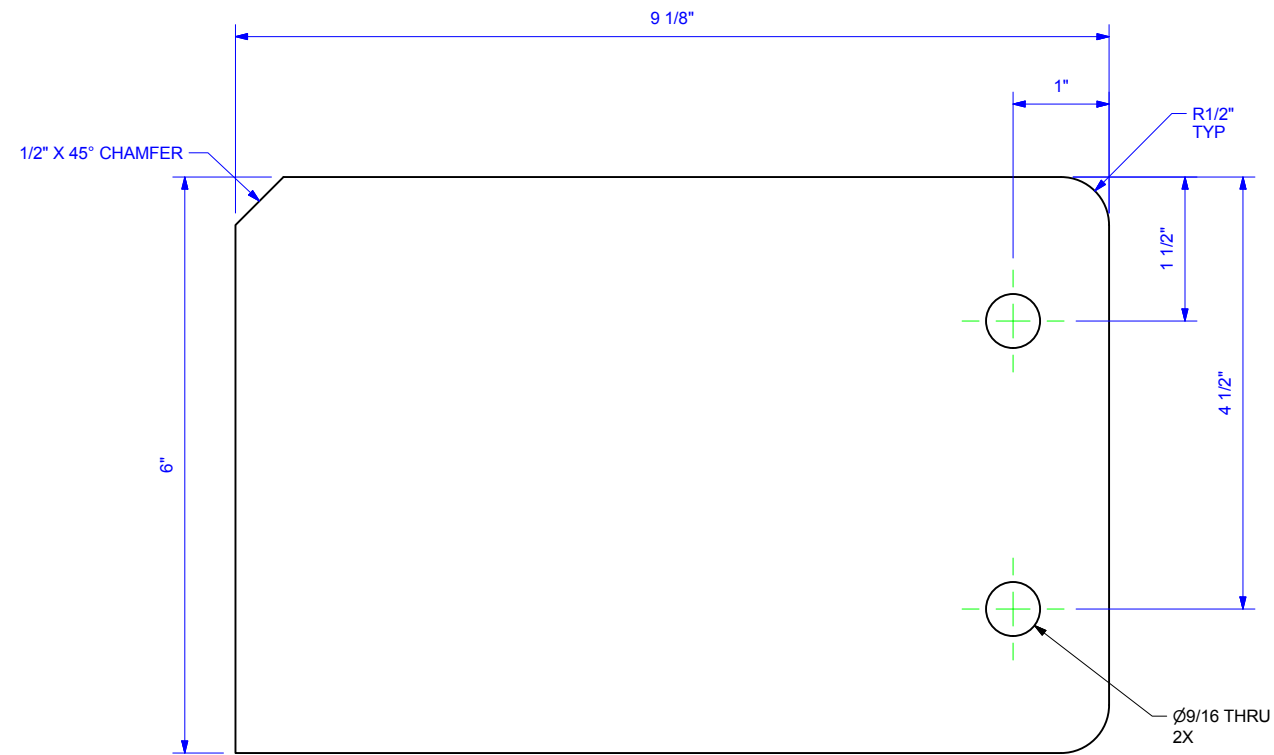
ICM Trade Secret Information Exempted from Public Disclosure under US Freedom of Information Act 5 USC § 552(b)(4) and under Iowa Code § 22.7(3). ICM Proprietary/Confidential Commercial and Trade Secret Information Protected by Confidentiality Agreement, U.S. Economic Espionage Act, and Uniform Trade Secrets Act. © 2017 ICM, Inc.

REV	DESCRIPTION	BY	DATE
1	REVISED HOLE SIZE	TB	2/7/2017



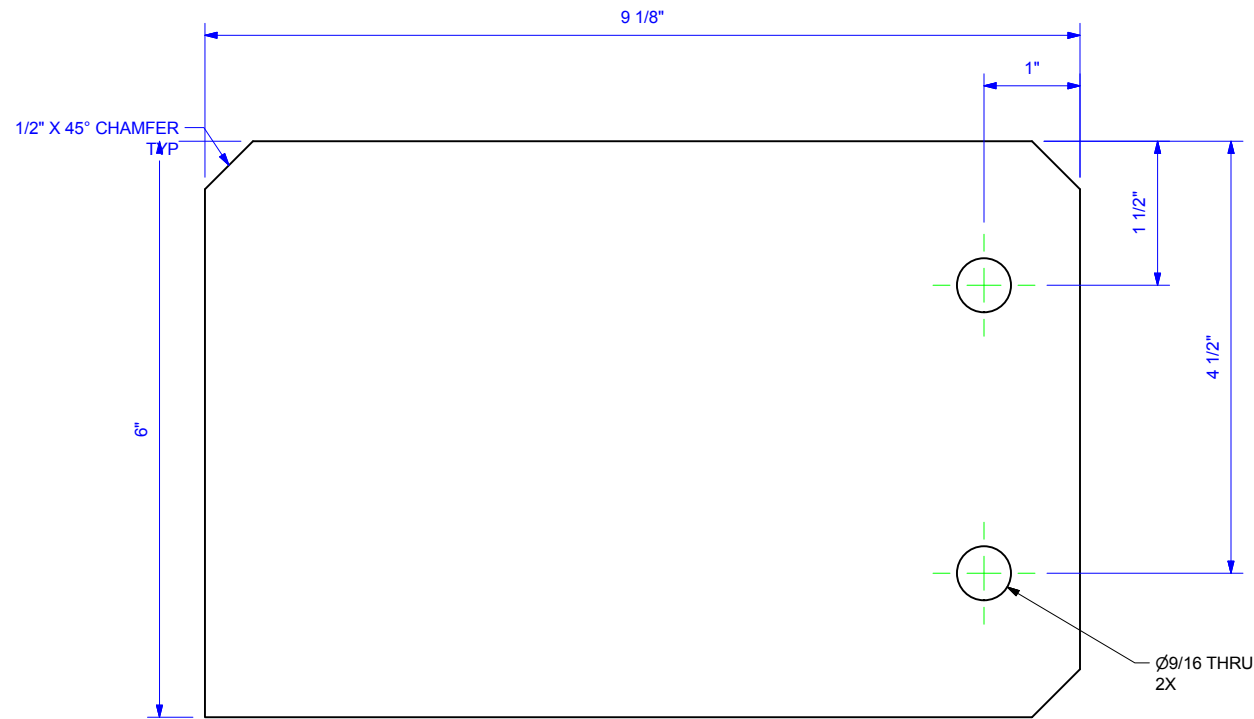
Pc Mk: 040
NAME: END CAP PLATE
MAT'L: PLATE 3/4" A36 C.S.
FINISH: NOTED
SCALE: 1/2

EST. WT.: 22 LBS	DRAWN: TB	1/5/2017	ICM ® <i>the energy of innovation</i> ™ PHONE 316.796.0900 P.O. BOX 397 FAX 316.796.0570 310 N 1ST ST COLWICH, KS 67030-0397	SIZE B
	CHKD: LC	1/9/2017		
	ISSUED BY: TB	1/16/2017	TOLERANCE: Fractions: ± 1/8" Angles: ± 1/2°	
	CUSTOMER: PINELAKE CORN PROCESSORS		ICM MFG PARTS	
	LOCATION: STEAMBOAT ROCK, IA		EQUIPMENT AIR HEATER PLATFORM END CAP PLATE	
PROJECT NUMBER: PJ001991		ITEM NO. 124738	DWG NO. 1020-8000-00-040	BOM/ REV 1 / 1



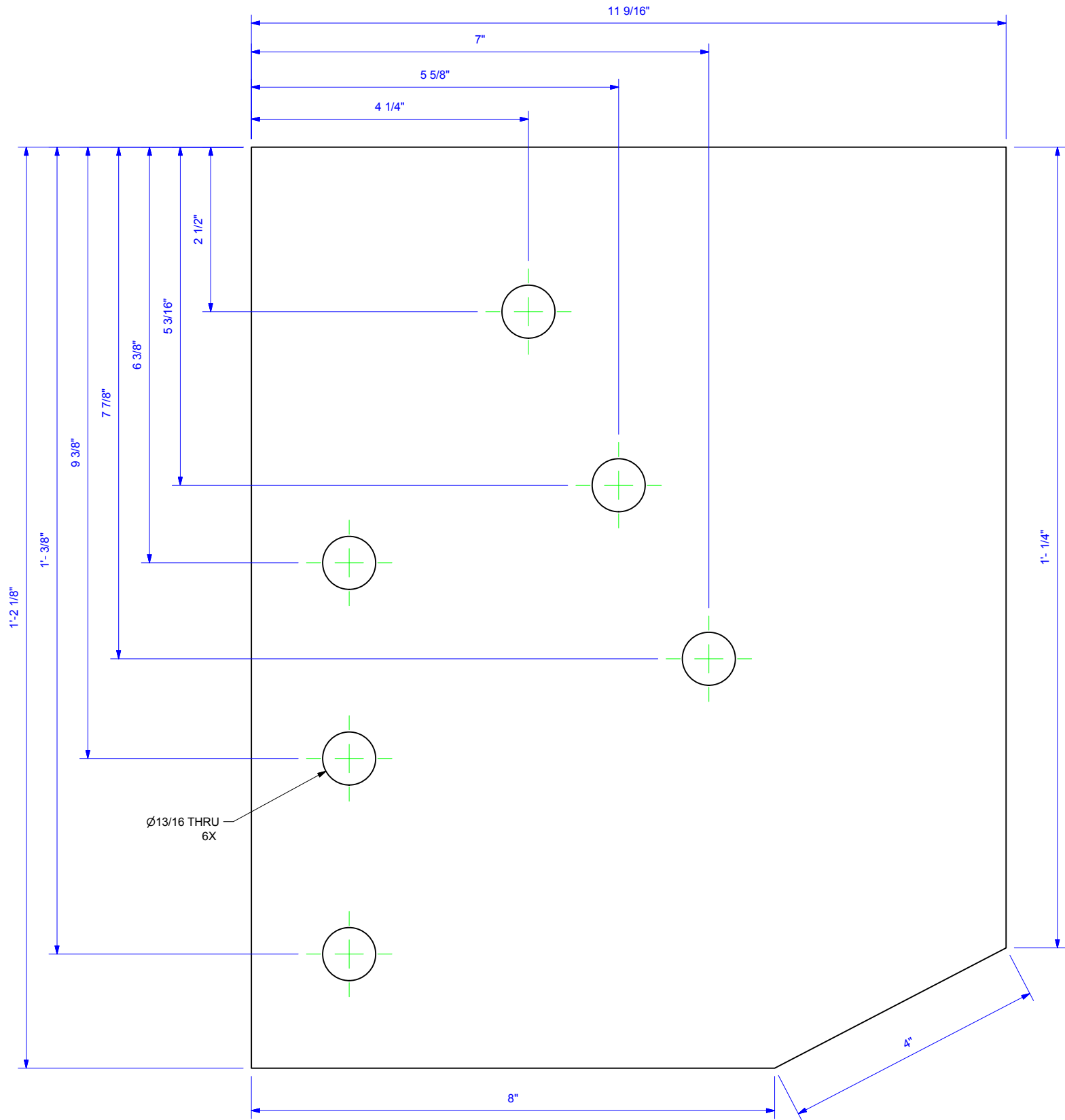
Pc Mk: 041
NAME: HANDRAIL CLIP 1
MAT'L: PLATE 3/8" A36 C.S.
FINISH: NOTED
SCALE: 1/2

EST. WT.: 6 LBS	DRAWN: TB	1/5/2017	ICM ® <i>the energy of innovation</i> ™ PHONE 316.796.0900 P.O. BOX 397 FAX 316.796.0570 310 N 1ST ST COLWICH, KS 67030-0397	SIZE B
	CHKD: LC	1/9/2017		
	ISSUED BY: TB	1/16/2017	TOLERANCE: Fractions: ± 1/8" Angles: ± 1/2°	
	CUSTOMER: PINELAKE CORN PROCESSORS		ICM MFG PARTS	
	LOCATION: STEAMBOAT ROCK, IA		EQUIPMENT AIR HEATER PLATFORM HANDRAIL CLIP 1	
PROJECT NUMBER: PJ001991		ITEM NO. 124738	DWG NO. 1020-8000-00-041	BOM/ REV 1 / 0



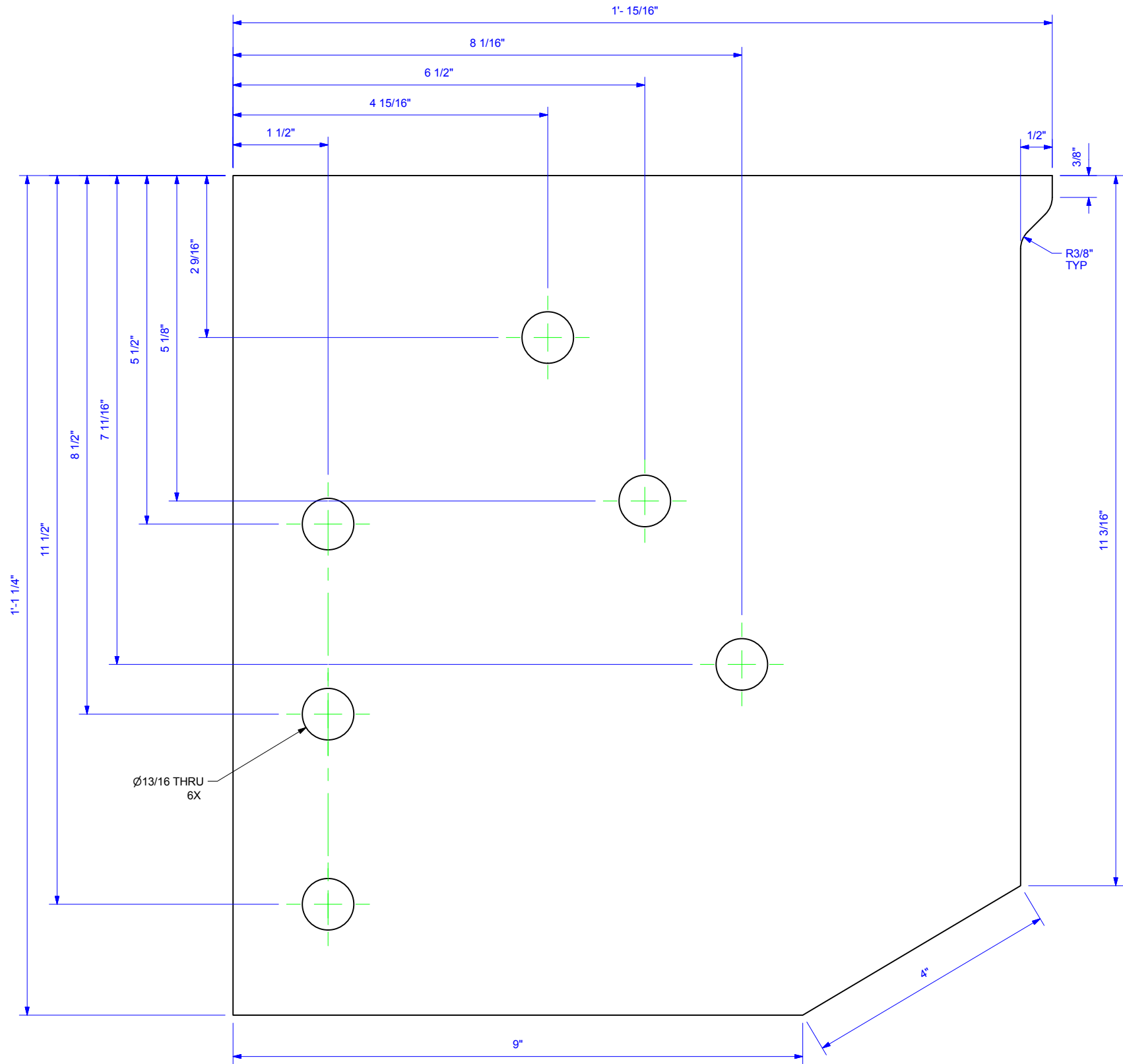
Pc Mk: 042
NAME: HANDRAIL CLIP
MAT'L: PLATE 3/8" A36 C.S.
FINISH: NOTED
SCALE: 1/2

EST. WT.: 6 LBS	DRAWN: TB	1/5/2017	ICM ® <i>the energy of innovation</i> ™ PHONE 316.796.0900 P.O. BOX 397 FAX 316.796.0570 310 N 1ST ST COLWICH, KS 67030-0397		
	CHKD: LC	1/9/2017			
	ISSUED BY: TB	1/16/2017	TOLERANCE: Fractions: ± 1/8" Angles: ± 1/2°	SIZE B	
	CUSTOMER: PINELAKE CORN PROCESSORS		ICM MFG PARTS		
	LOCATION: STEAMBOAT ROCK, IA		EQUIPMENT		
	PROJECT NUMBER: PJ001991		ITEM NO. 124738	DWG NO. 1020-8000-00-042	BOM 1
EQUIP ECON: 1					



Pc Mk: 043
NAME: CLIP - 1
MAT'L: PLATE 3/8" A36 C.S.
FINISH: ICM GRAY
SCALE: 1/2

DRAWN: TB 1/5/2017	ICM ® <i>the energy of innovation</i> PHONE 316.796.0900 P.O. BOX 397 FAX 316.796.0570 310 N 1ST ST COLWICH, KS 67030-0397	EST. WT.: 17 LBS	PROJECT NUMBER: PJ001991	ITEM NO. 124738	DWG NO. 1020-8000-00-043	BOM 1	REV 0	EQUIP ECON
ISSUED BY: TB 1/16/2017								
CHKD: LC 1/9/2017	TOLERANCE: Fractions: ± 1/8" Angles: ± 1/2°	ICM MFG PARTS EQUIPMENT AIR HEATER PLATFORM CLIP - 1	SIZE B					
CUSTOMER: PINELAKE CORN PROCESSORS			COUNTRY: I					
LOCATION: STEAMBOAT ROCK, IA			LICENSE: I					



Pc Mk: 044
NAME: CLIP - 4
MAT'L: PLATE 3/8" A36 C.S.
FINISH: ICM GRAY
SCALE: 1/2

EST. WT.: 17 LBS	DRAWN: TB	1/5/2017	ICM ® <i>the energy of innovation</i> ™	PHONE 316.796.0900	P.O. BOX 397
	CHKD: LC	1/9/2017		FAX 316.796.0570	310 N 1ST ST
	ISSUED BY: TB	1/16/2017	TOLERANCE: Fractions: ± 1/8" Angles: ± 1/2°	COLWICH, KS 67030-0397	
	CUSTOMER: PINELAKE CORN PROCESSORS		ICM MFG PARTS		
	LOCATION: STEAMBOAT ROCK, IA		EQUIPMENT		
PROJECT NUMBER: PJ001991		ITEM NO. 124738	DWG NO. 1020-8000-00-044		SIZE B
BOM/REV 1/0		EQUIP ECON.			



Pc Mk: 045
NAME: MOMENT CONN PLATE 2
MAT'L: PLATE 1/2" A36 C.S.
FINISH: NOTED
SCALE: 1/2

DRAWN: TB 1/5/2017	ICM ® <i>the energy of innovation</i> TM	PHONE 316.796.0900	P.O. BOX 397 310 N 1ST ST COLWICH, KS 67030-0397
CHKD: LC 1/9/2017		FAX 316.796.0570	
ISSUED BY: TB 1/16/2017	TOLERANCE: Fractions: ± 1/8" Angles: ± 1/2°	ICM MFG PARTS EQUIPMENT AIR HEATER PLATFORM MOMENT CONN PLATE 2	
CUSTOMER: PINELAKE CORN PROCESSORS	LOCATION: STEAMBOAT ROCK, IA	PROJECT NUMBER: PJ001991	ITEM NO. 124738
DWG NO. 1020-8000-00-045		BOM 1	REV 0

EST. WT.: 18 LBS