

Hi Chris,

Something is wrong with the setting in my Vault Professional 2019. The “Material” field is not created automatically in the properties of the Item. It works but only if I manually add property “Material” in the properties of the Item. After a configured the mappings as is in your video I tried...

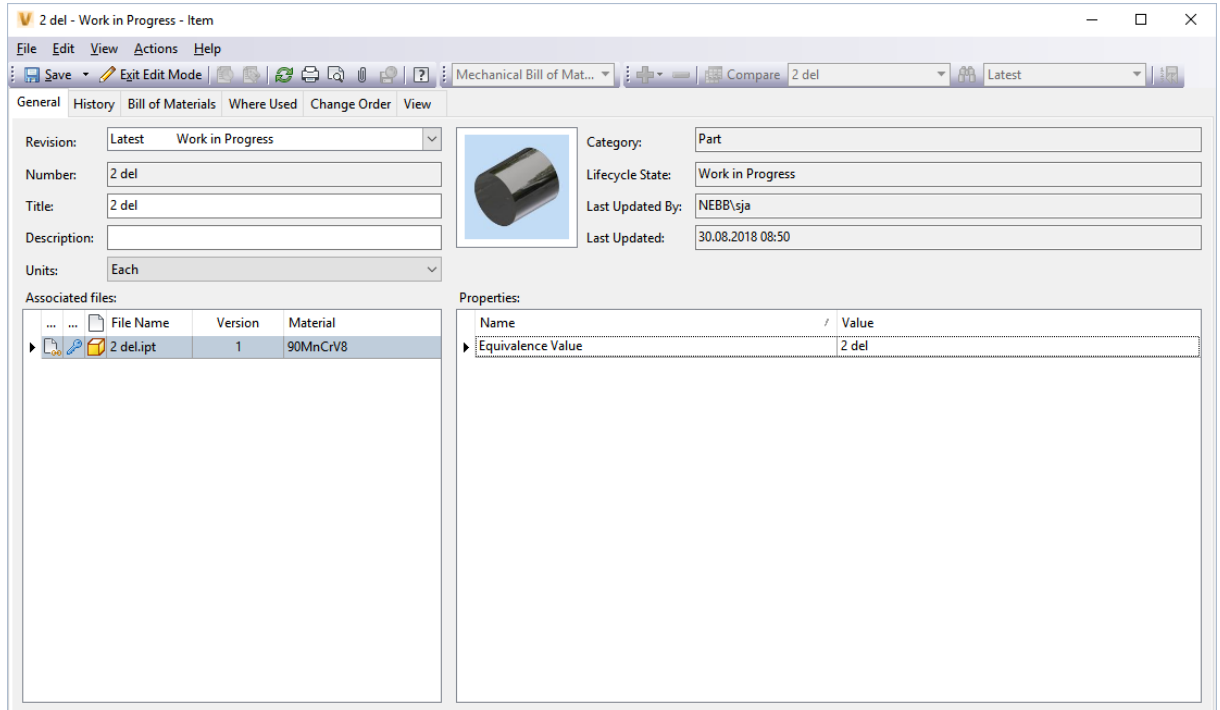
1. I created assembly from 3 parts “Delovi 123.iam” (1 del.ipt, 2 del.ipt and 3 del.ipt)
2. Assigned material on the parts and then I checked the assembly with the parts in the Vault
3. Assign / Update Item... on the assembly and in the tab Bill of Material I have this window:

Number	Material	Row Order	Position Number	Quantity	Description (Item,CO)	Title (Item,CO)	Revision	...	State (Historical)
Delovi 123		-	-	-		Delovi 123	A		Work in Progress
2 del		0		1 Each		2 del	A		Work in Progress
1 del	S355 JR	0		1 Each		1 del	A		Work in Progress
3 del		0		1 Each		3 del	A		Work in Progress

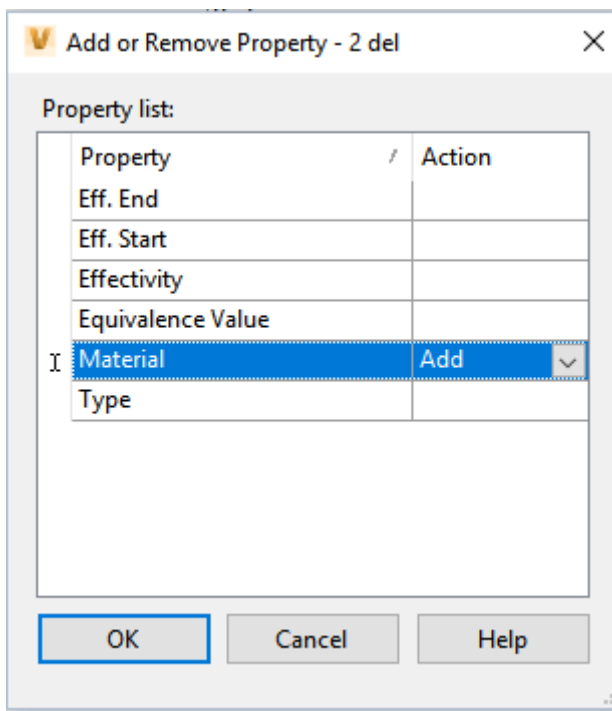
Material is not populated automatically on the parts. It is filled on the part “1 del.ipt” only because I added manually.

If I want “Material” to be visible to other parts I must do all the time like this:

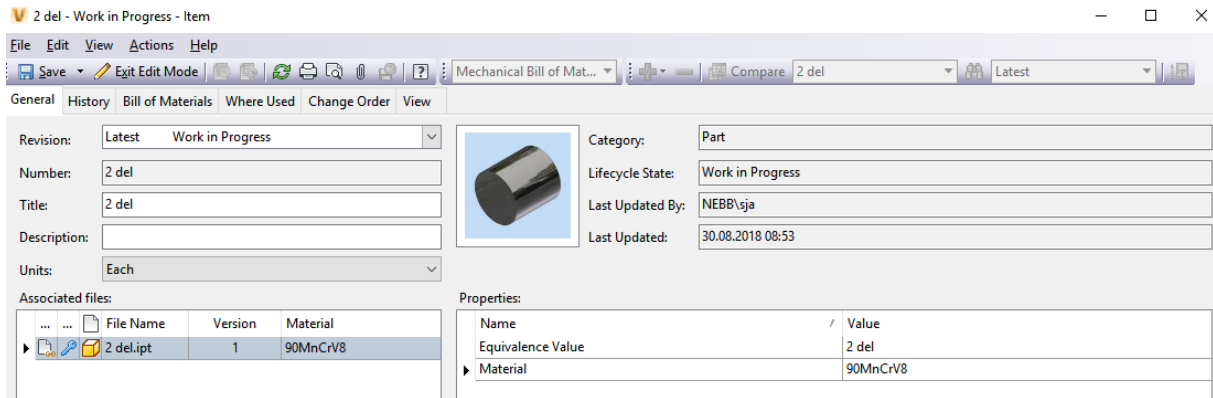
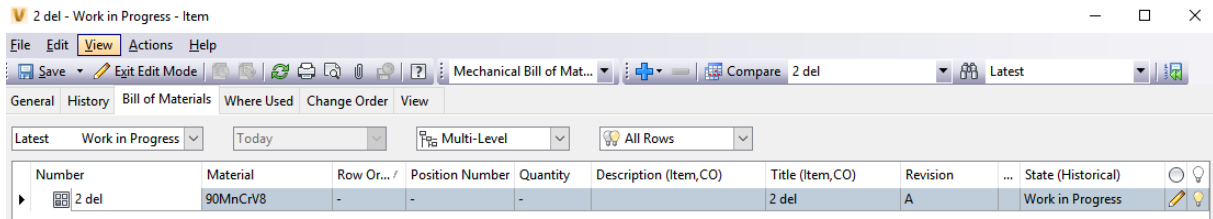
4. Exit edit mode right click on one of the parts and click Update. Then,



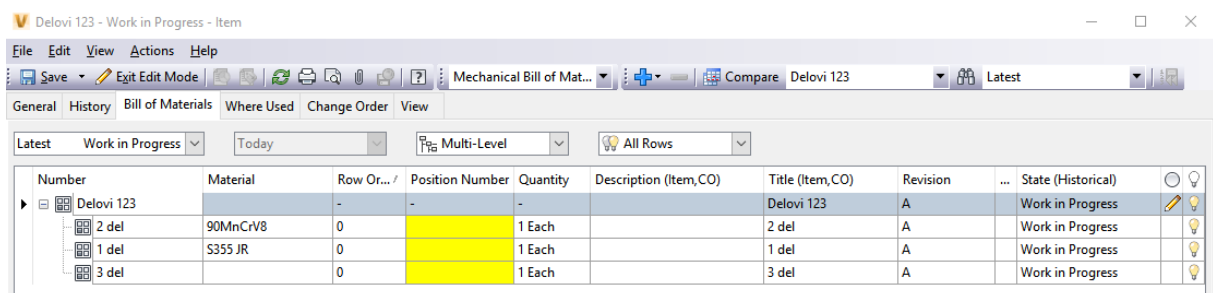
Then I add the property manually:



Then I click tab "Bill of Material" and Update the part and finally I have good result:



If I Assign/Update Item... to the assembly I have this:



So, I have to do this steps for each part for all parts and assemblies. I think something is wrong. This should be done only once as a setting and then this should be automatically mapped from ipt to Vault property.

Can you please help me how to resolve it?