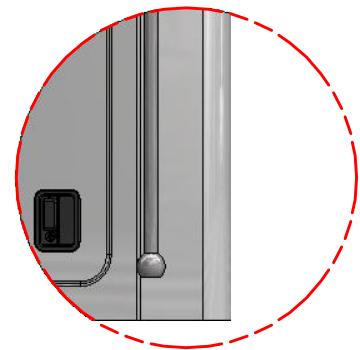


HIDDEN LINE

CENTER LINE



DETAIL A
SCALE 1:20



ISSUED FOR
CONSTRUCTION
11/26/2014

NOTICE:
THIS DRAWING IS THE PROPERTY OF RUSH-OVERLAND MANUFACTURING. IT IS TO BE USED ONLY FOR THE PROJECT AND SITE SPECIFICALLY IDENTIFIED HEREIN. ANY REUSE OR MODIFICATION OF THIS DRAWING WITHOUT THE WRITTEN PERMISSION OF RUSH-OVERLAND MANUFACTURING IS STRICTLY PROHIBITED. THE USER ASSUMES ALL LIABILITY FOR ANY DAMAGE OR INJURY RESULTING FROM THE USE OF THIS DRAWING.

SCALE: -1/28	DATE: 11/25/2014
DWN BY: DLF	
CHKD BY: DLF	
FINAL CK: JRS	
ISSUED FOR CONSTRUCTION	
DWG FILE NAME: LONE STAR HOT OIL TRUCK.dwg	

RUSH-OVERLAND STOCK CHASSIS MODEL
TRUCK LAYOUT
PLAN, ELEVATION & DETAIL

RUSH-OVERLAND
MANUFACTURING
2700 EAST INTERSTATE 20
ODESSA, TEXAS 79666
TEL: (432)337-2397
WWW.RUSH-OVERLAND.COM

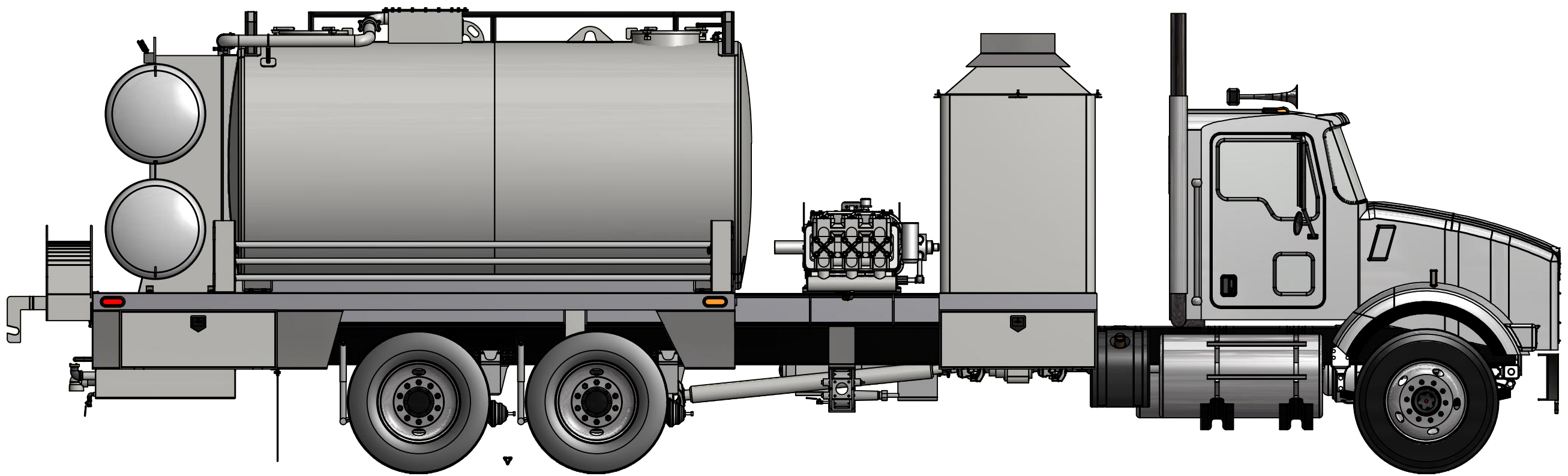
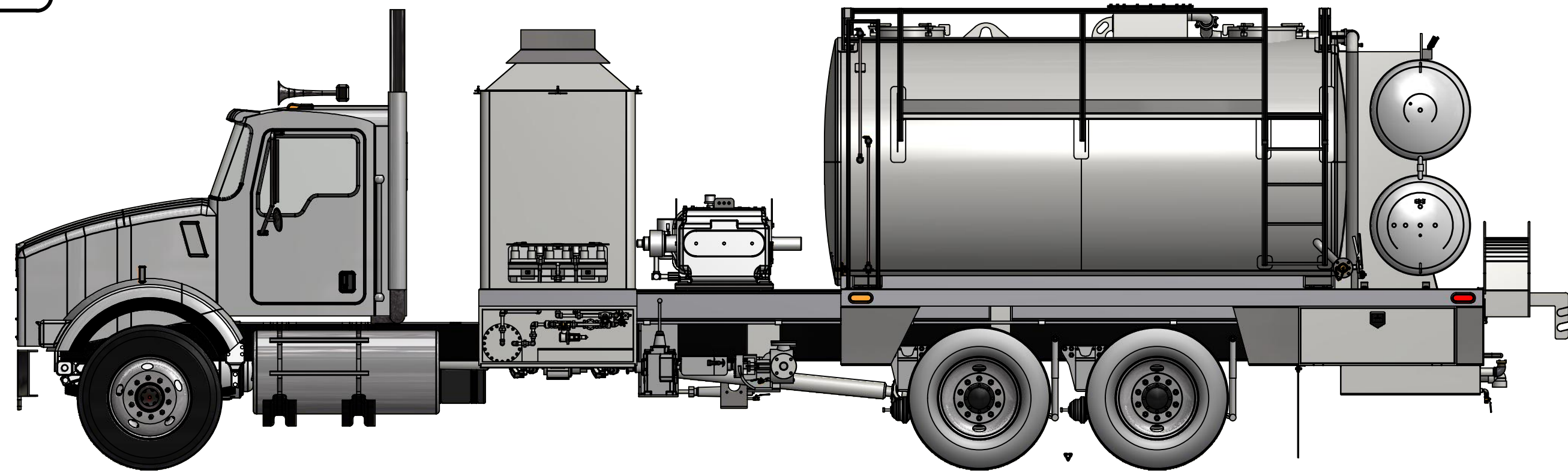


DRAWING NAME
DRIVER-PASSENGER

REV	DESCRIPTION	DATE	BY
1	INITIAL RELEASE	11/25/2014	DLF

L= ANGLE IRON, EXAMPLE= L1"x1"x1/8" C= CHANNEL, C SIZE X WEIGHT, EXAMPLE=C3X4.1 S= STD. I-BEAM, S SIZE X WEIGHT, EXAMPLE=S3X5.7 W= WIDE FLANGE I-BEAM, W SIZE X WEIGHT, EXAMPLE=W4X13

ISSUED FOR CONSTRUCTION
11/26/2014



NOTICE:
THIS DRAWING IS THE PROPERTY OF RUSH-OVERLAND MANUFACTURING. IT IS TO BE USED ONLY FOR THE PROJECT AND SITE SPECIFICALLY IDENTIFIED IN THE TITLE BLOCK. ANY REUSE OR MODIFICATION OF THIS DRAWING WITHOUT THE WRITTEN PERMISSION OF RUSH-OVERLAND MANUFACTURING IS PROHIBITED. ANY OTHER PURPOSES, OR REUSE OF THIS DRAWING FOR ANY OTHER PROJECT, IS STRICTLY PROHIBITED.

SCALE: -1/28	DATE: 11/25/2014
DWN BY: DLF	
CHKD BY: DLF	
FINAL CK: JRS	
ISSUED FOR CONSTRUCTION	
DOW FILE NAME: LONE STAR HOT OIL TRUCK.dwg	

RUSH-OVERLAND STOCK CHASSIS MODEL
TRUCK LAYOUT
PLAN, ELEVATION & DETAIL

RUSH-OVERLAND
MANUFACTURING
2700 EAST INTERSTATE 20
ODESSA, TEXAS 79566
TEL: (432)337-2387
WWW.RUSH-OVERLAND.COM



REV	DESCRIPTION	DATE	BY
1	INITIAL RELEASE	11/25/2014	DLF

DRAWING NAME
BRACKETS ONLY