









Item	Part Number	Thumbnail	BOM Structure	Unit	QTY	Stock Number	Description
-1	AF20-N02B-22-X480		Normal	Each	1		FILTER, AIR
11			Normal	Each	1		BODY
13		Preview not available	Normal	Each	1		BOWL
15		Preview not available	Normal	Each	1		DRAIN
17		Preview not available	Normal	Each	1		BRACKET
-3	M1122		Normal	Each	2		O2 OUTLET, RECESSED, DISS
19			Normal	Each	1		BRACKET
21			Normal	Each	1		FITTING
23			Normal	Each	1		COVER
25			Normal	Each	1		CONNECTOR
27			Normal	Each	2		SCREW

BOM from assembly

Parts list from idw and editor showing the assemblies

-3	2	M1122	O2 OUTLET, RECESSED, DISS	CLASS 1 INC.	
-1	1	AF20-N02B-22-X480	FILTER, AIR	SMC PNEUMATICS	
ITEM	QTY	PART NUMBER	DESCRIPTION	VENDOR	MATERIAL

PARTS LIST

ID	%	ITEM	QTY	PART NUMBER	DESCRIPTION	VENDOR	MATERIAL
-	1	-1	1	AF20-N02B-22-X480	FILTER, AIR	SMC PNEUMATICS	
-	2	-3	2	M1122	O2 OUTLET, RECESSED, DISS	CLASS 1 INC.	

When assemblies are expanded to show parts, the assemblies are no longer shown in the Parts List. I need all to show in the parts list. I need a Parts List to show items -1 and -3, *and* items 11 to 27.

(The – prefix is used to designate an assembly)

27	4		SCREW		-
25	2		CONNECTOR		-
23	2		COVER		-
21	2		FITTING		-
19	2		BRACKET		AL. AL. SHEET, 2024-T3, 0.050 x A/R
17	1		BRACKET		Default
15	1		DRAIN		Default
13	1		BOWL		Default
11	1		BODY		-
ITEM	QTY	PART NUMBER	DESCRIPTION	VENDOR	MATERIAL

PARTS LIST

ID	%	ITEM	QTY	PART NUMBER	DESCRIPTION	VENDOR	MATERIAL
-	1	-1	1	AF20-N02B-22-X480	FILTER, AIR	SMC PNEUMATICS	
-	2	11	1		BODY		-
-	3	13	1		BOWL		Default
-	4	15	1		DRAIN		Default
-	5	17	1		BRACKET		Default
-	6	-3	2	M1122	O2 OUTLET, RECESSED, DISS	CLASS 1 INC.	
-	7	19	2		BRACKET		AL. AL. SHEET, 2024-T3, 0.050 x A/R
-	8	21	2		FITTING		-
-	9	23	2		COVER		-
-	10	25	2		CONNECTOR		-
-	11	27	4		SCREW		-