

Inventor 2012 Graphics Performance [Quality Setting]

System Spec's

OS: Win7 Ultimate x64

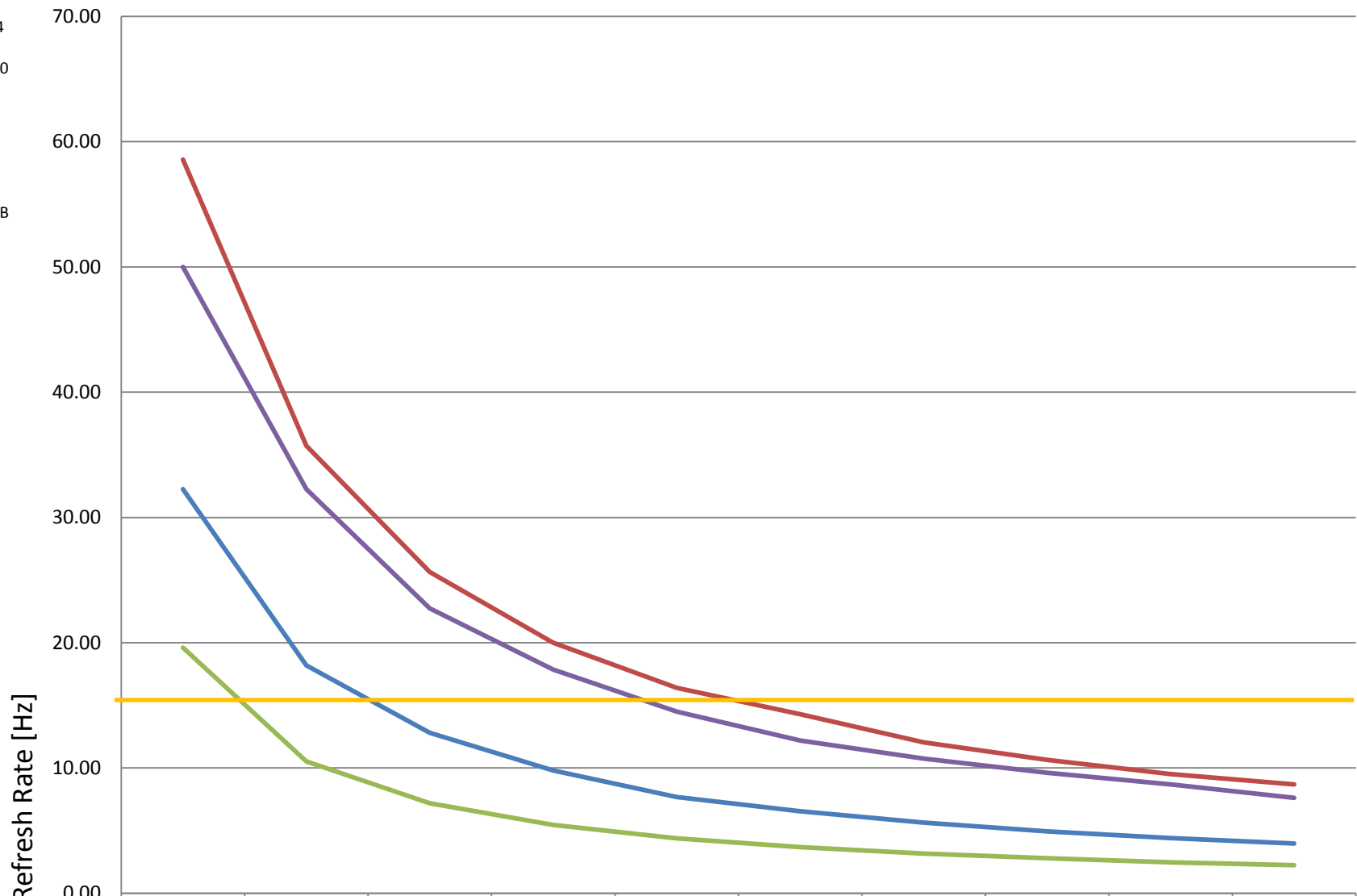
CPU: Intel Xeon W3680
3.33GHz, 12MB

MB: ASUS P6T7 WS

RAM: 24GB ECC 1333

GPU: Quadro 6000 6GB

HD: Intel 120 GB SSD



	100	200	300	400	500	600	700	800	900	1000
Shaded w/edges [Hz]	32.26	18.18	12.82	9.80	7.69	6.54	5.65	4.95	4.41	3.98
Shaded wo/edges [Hz]	58.56	35.71	25.64	20.00	16.39	14.29	12.05	10.64	9.52	8.70
Shaded Hidden [Hz]	19.61	10.53	7.19	5.46	4.39	3.68	3.17	2.79	2.48	2.24
Wireframe [Hz]	50.00	32.26	22.73	17.86	14.49	12.20	10.75	9.62	8.70	7.63

Inventor 2010 Graphics Performance [D3D Setting]

System Spec's

OS: Win7 Ultimate x64

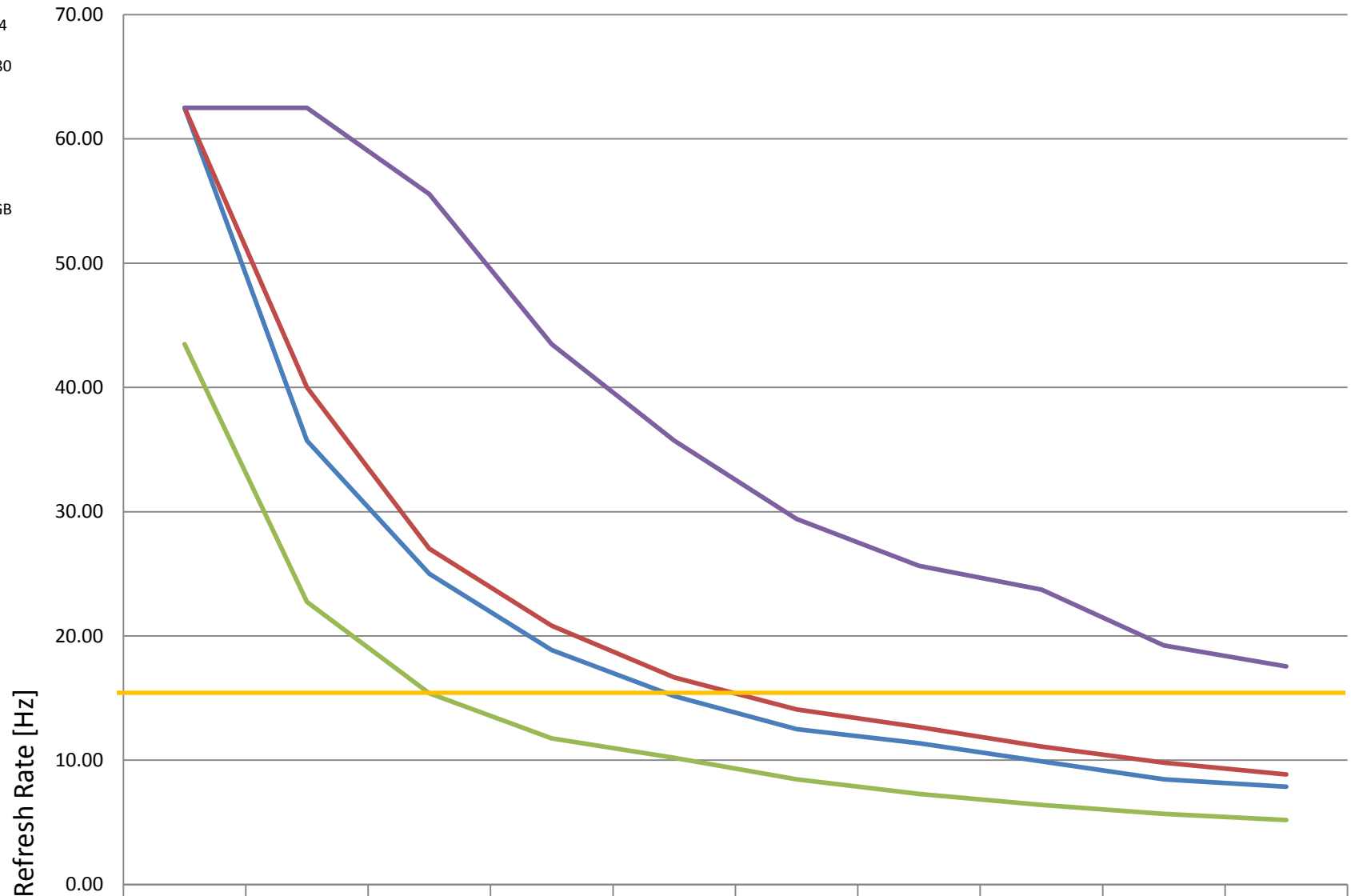
CPU: Intel Xeon W3680
3.33GHz, 12MB

MB: ASUS P6T7 WS

RAM: 24GB ECC 1333

GPU: Quadro 6000 6GB

HD: Intel 120 GB SSD



	100	200	300	400	500	600	700	800	900	1000
Shaded w/edges [Hz]	62.50	35.71	25.00	18.87	15.15	12.50	11.36	9.90	8.47	7.87
Shaded wo/edges [Hz]	62.50	40.00	27.03	20.83	16.67	14.08	12.66	11.11	9.80	8.85
Shaded Hidden [Hz]	43.48	22.73	15.38	11.76	10.20	8.47	7.30	6.41	5.68	5.18
Wireframe [Hz]	62.50	62.50	55.56	43.48	35.71	29.41	25.64	23.73	19.23	17.54

Inventor 2010 Graphics Performance [D3D 10 Setting]

System Spec's

OS: Win7 Ultimate x64

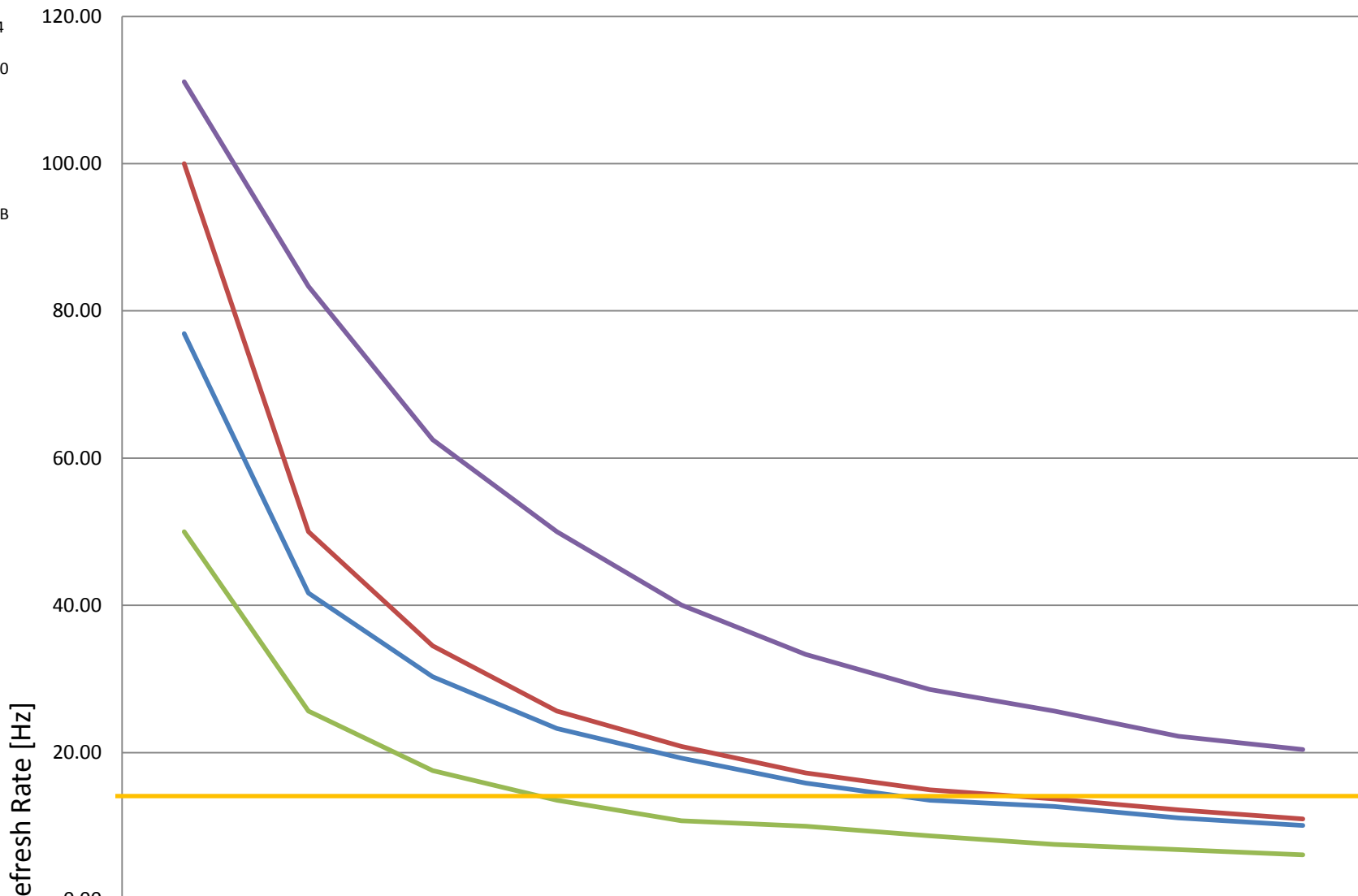
CPU: Intel Xeon W3680
3.33GHz, 12MB

MB: ASUS P6T7 WS

RAM: 24GB ECC 1333

GPU: Quadro 6000 6GB

HD: Intel 120 GB SSD



Refresh Rate [Hz]

	100	200	300	400	500	600	700	800	900	1000
Shaded w/edges [Hz]	76.92	41.67	30.30	23.26	19.23	15.87	13.51	12.66	11.11	10.10
Shaded wo/edges [Hz]	100.00	50.00	34.48	25.64	20.83	17.24	14.93	13.70	12.20	10.99
Shaded Hidden [Hz]	50.00	25.64	17.54	13.51	10.75	10.00	8.70	7.52	6.80	6.10
Wireframe [Hz]	111.11	83.33	62.50	50.00	40.04	33.33	28.57	25.64	22.22	20.41