











CONSTRUCTION NOTES

- ① REMOVE BUILDING BY OTHERS
- ② REMOVE SIDEWALK
- ③ REMOVE CURB OR CURB AND GUTTER
- ④ REMOVE AND SALVAGE LUMINAIRE FOR THEIR RESPECTIVE OWNERS
- ⑤ REMOVE AND SALVAGE SIGNAL POLE, MAST ARM, JUNCTION BOXES, CONTROLLER CABINETS, PEDESTRIAN SIGNAL POLE, AND ASSOCIATED APPURTENANCES.
- ⑥ REMOVE BOLLARD
- ⑦ REMOVE PAVEMENT
- ⑧ REMOVE ISLAND
- ⑨ REMOVE TREE (12 INCHES OR GREATER)
- ⑩ PROTECT TREE
- ⑪ DECOMMISSION MONITORING WELLS
- ⑫ UTILITY STRUCTURE TO BE RELOCATED BY OTHERS

LEGEND

	SAWCUT
	CUT LIMITS
	FILL LIMITS
	REINFORCED SILT FENCE PER CITY OF BELLEVUE STD. DETAIL NO. EC-05
	REMOVE CURB OR CURB AND GUTTER
	REMOVE ASPHALT PAVEMENT
	REMOVE SIDEWALK
	CLEAR AND GRUB
	REMOVE BUILDING BY OTHERS
	CATCH BASIN INLET PROTECTION INSERT PER CITY OF BELLEVUE STD. DETAIL NO. EC-06