

Home Insert Annotate Parametric View Manage Output

Line Move Multiline Text

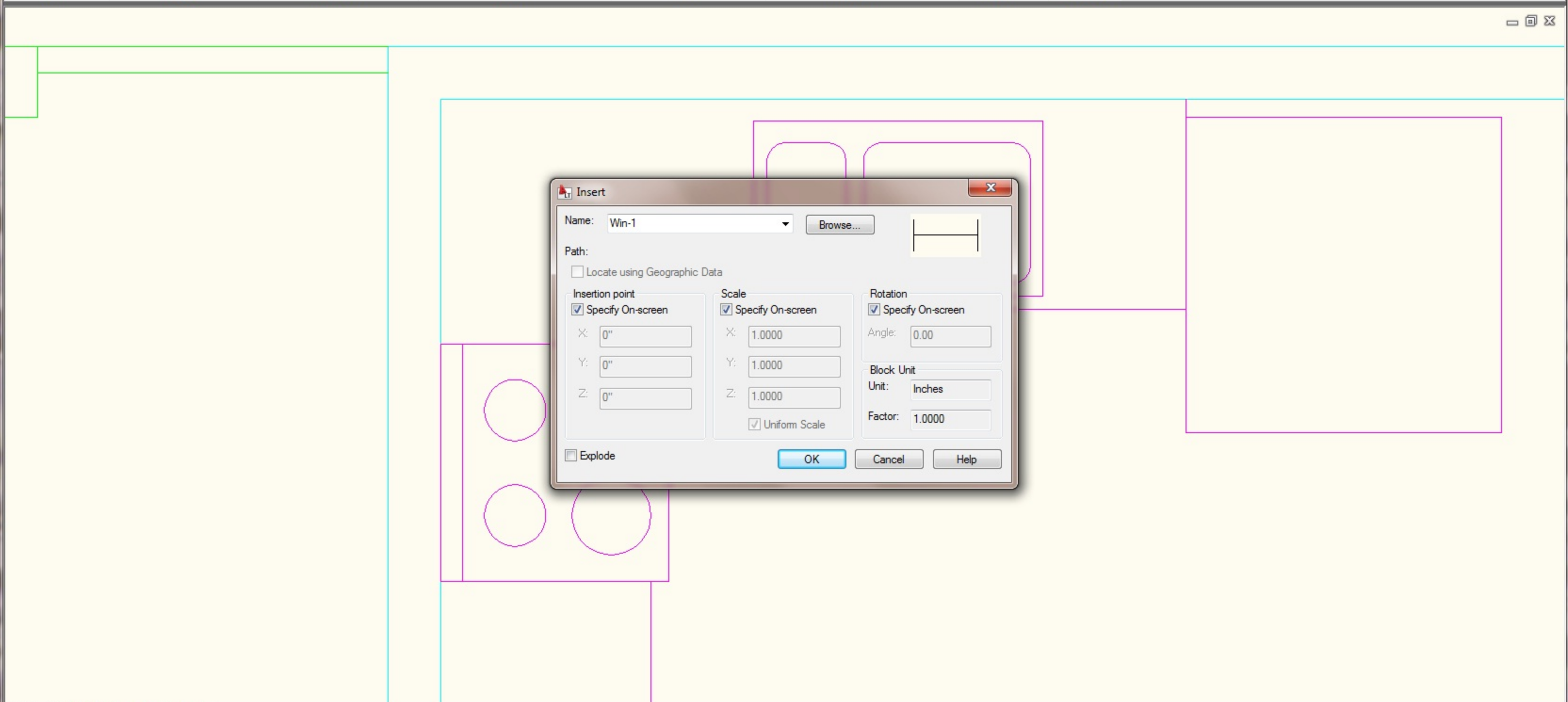
Unsaved Layer State Windows

Create Edit Edit Attributes

ByLayer ByLayer ByLayer

Measure Paste

Clipboard



Insert

Name: Win-1

Path:

Locate using Geographic Data

Insertion point	Scale	Rotation
<input checked="" type="checkbox"/> Specify On-screen	<input checked="" type="checkbox"/> Specify On-screen	<input checked="" type="checkbox"/> Specify On-screen
X: 0"	X: 1.0000	Angle: 0.00
Y: 0"	Y: 1.0000	
Z: 0"	Z: 1.0000	
	<input checked="" type="checkbox"/> Uniform Scale	Block Unit
		Unit: Inches
		Factor: 1.0000

Explode

Model Layout1 Layout2

Command:

Command:

11'-2 1/2", 26'-4 3/8" MODEL 1:1 Initial Setup Workspace

Home Insert Annotate Parametric View Manage Output

Line Move Multiline Text

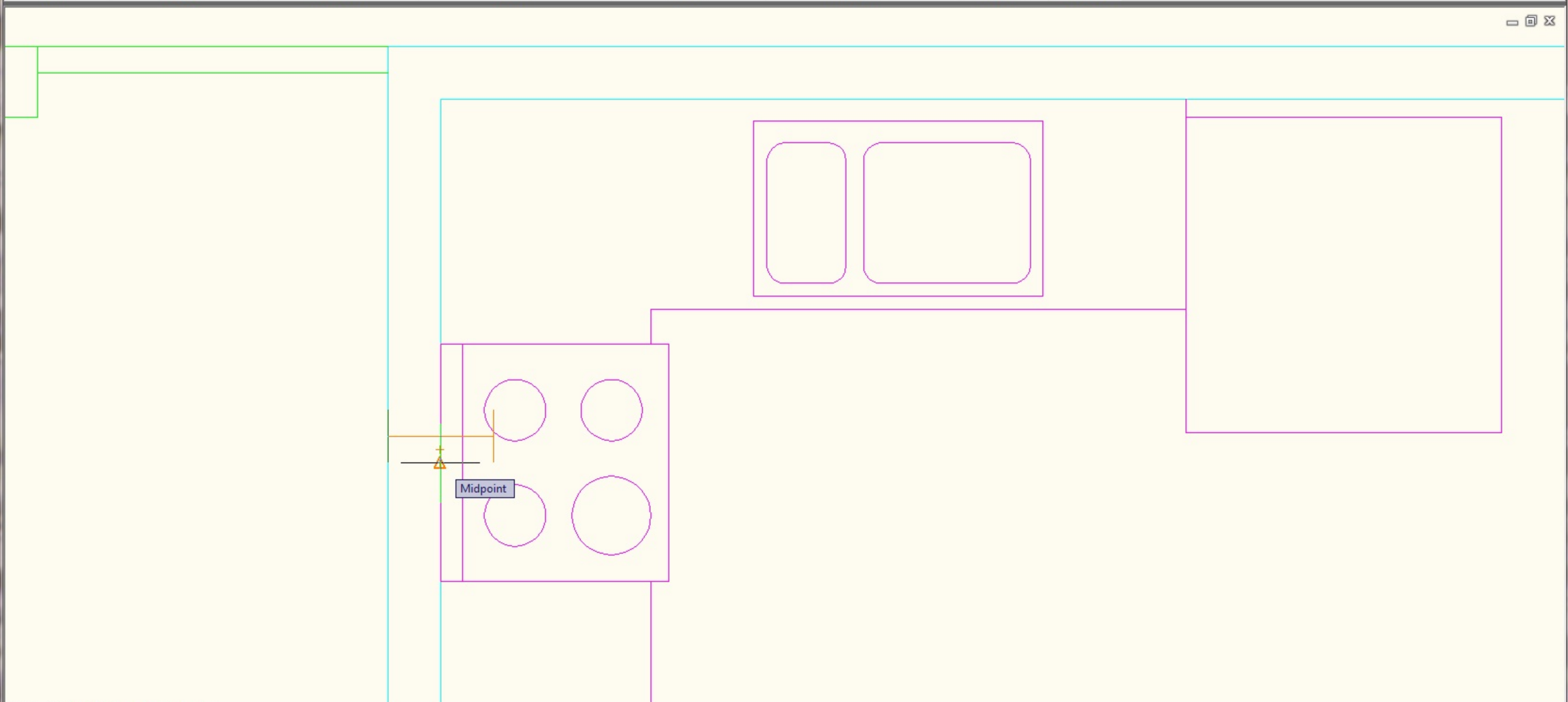
Unsaved Layer State Windows

Create Edit Edit Attributes

ByLayer ByLayer ByLayer

Measure Paste

Clipboard



Model Layout1 Layout2

Command:
Command: _insert

Specify insertion point or [Basepoint/Scale/Rotate]:

8'-6", 22'-0 1/2"

MODEL

AutoCAD LT 2010 Cabin07a.dwg

Home Insert Annotate Parametric View Manage Output

Line Move Multiline Text

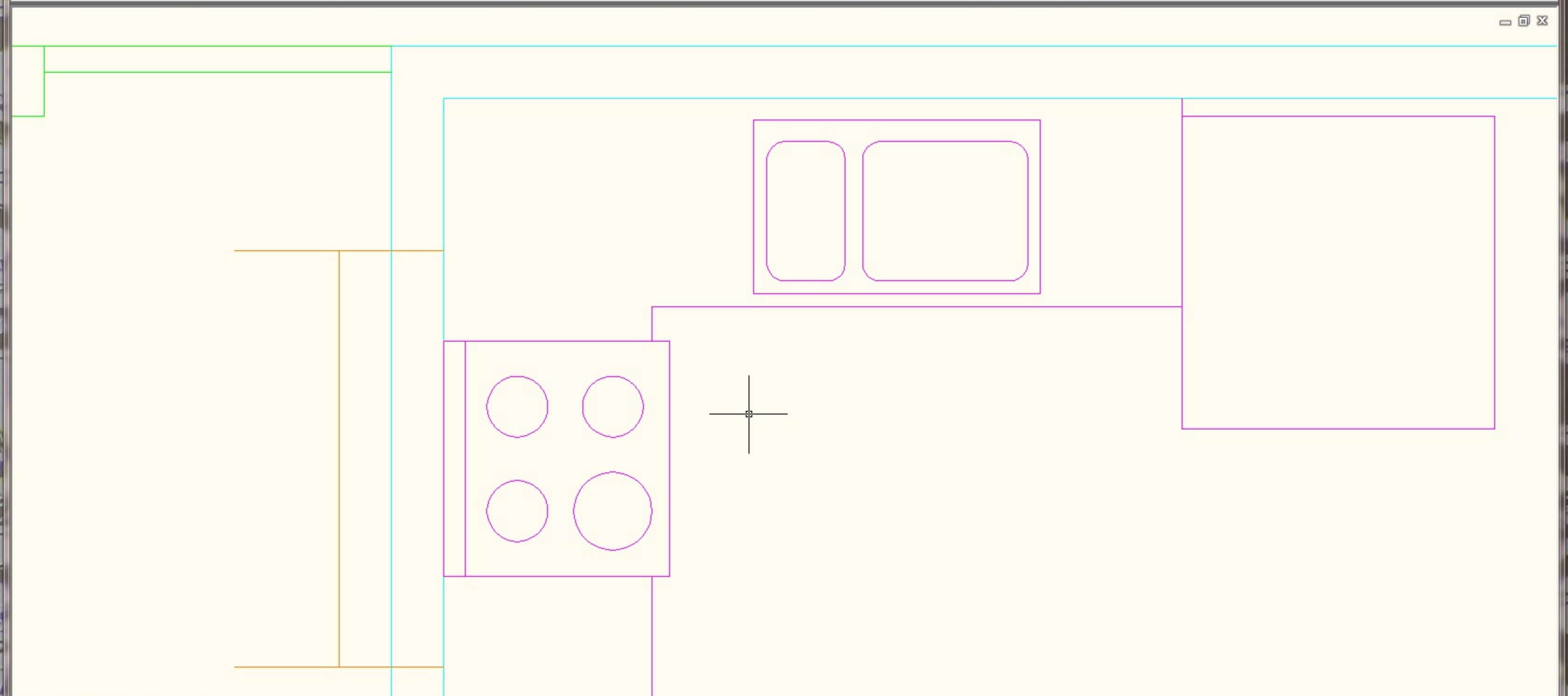
Unsaved Layer State Windows

Create Edit Edit Attributes

ByLayer ByLayer ByLayer

Measure Paste

Clipboard



Model Layout1 Layout2

Automatic save to C:\Users\hank\AppData\Local\Temp\Cabin07a_1_1_0041.sv\$...

Command:

Command:

11'-5 3/16", 22'-5 11/16"

MODEL

Initial Setup Workspace

4:58 PM 5/12/2010

Home Insert Annotate Parametric View Manage Output

Line Move Multiline Text

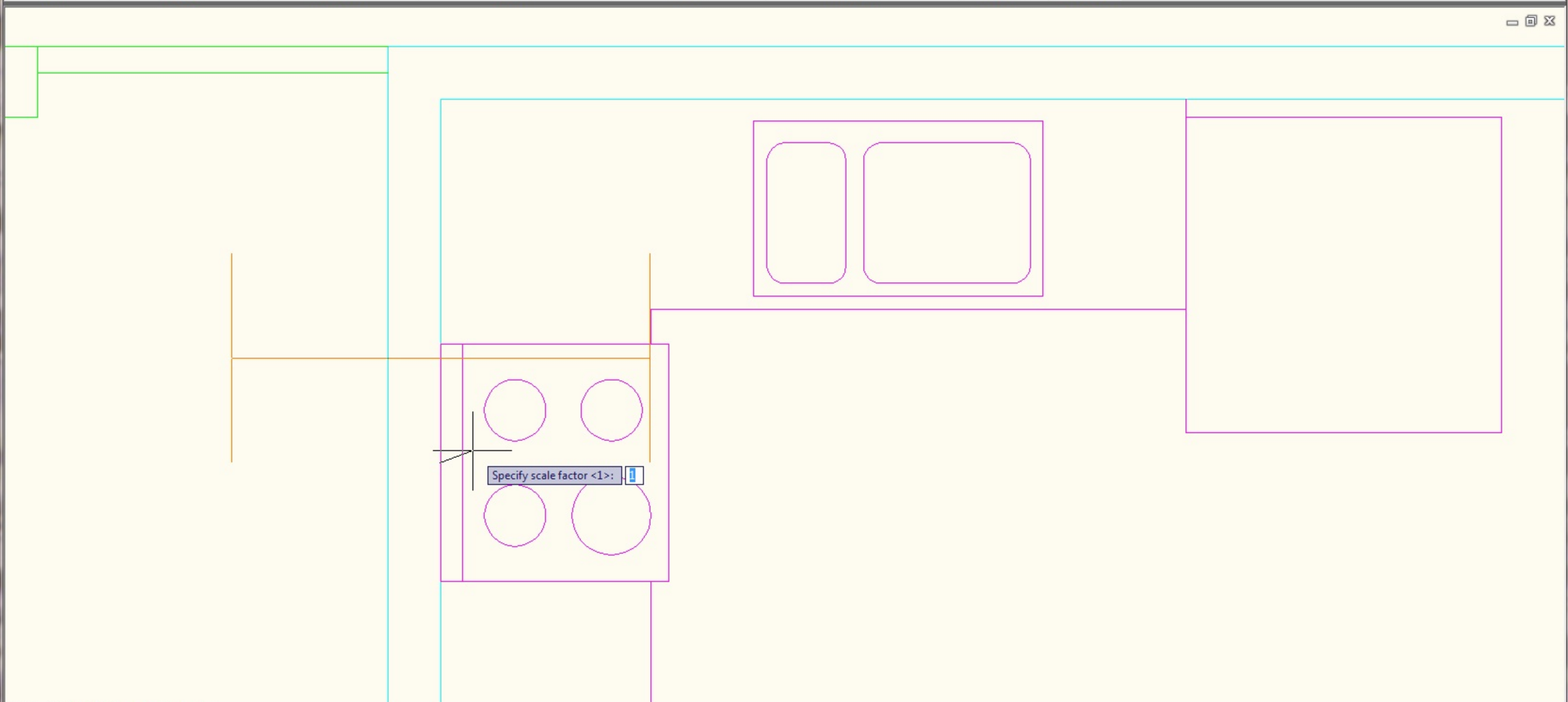
Unsaved Layer State Windows

Create Edit Edit Attributes

ByLayer ByLayer ByLayer

Measure Paste

Clipboard



Model Layout1 Layout2

Command:
Command: _insert

Specify insertion point or [Basepoint/Scale/Rotate]: Specify scale factor <1>:

8'-9 11/16", 22'-1 15/16" MODEL 1:1 Initial Setup Workspace