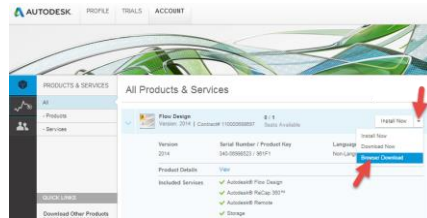


Autodesk Flow Design for Mac Download Methods

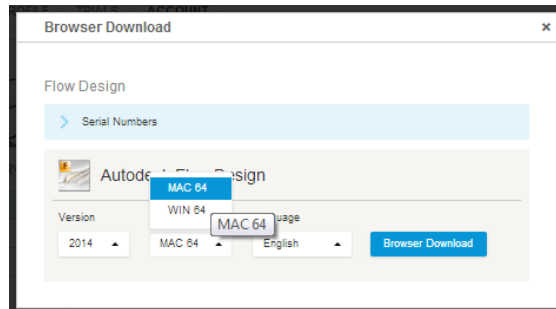
1. Log into <https://accounts.autodesk.com>
2. Select the “Account” tab
3. Access the Mac installer

a. Method 1 for Subscribers

- i. Pick the “Flow Design” product on the accounts page
- ii. Select the “Browser Download” download method

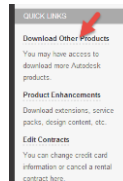


- iii. Select the Mac platform and download the installer



b. Method for Subscribers, Partners, or Education Community Members

- i. Click “Download Other Products” on the left side of the page



- ii. Find Flow Design in your list of products, hit “2014” and then click the “Browser Download” button for the Mac installer.

