



Properties

 W-Wide Flange-Z  
W12x16

Structural Framing (Girder) (1)  Edit Type

Constraints

Reference Level	GROUND FLOOR
Work Plane	Level : GROUND FL...
Start Level Offset	0' 0"
End Level Offset	0' 0"
z-Direction Justific...	Top
z-Direction Offset ...	0' 0"
Lateral Justification	Center
Orientation	Normal
Cross-Section Rota...	0.000°

Construction

Start Extension	0' 7 83/128"
End Extension	0' 10 111/256"

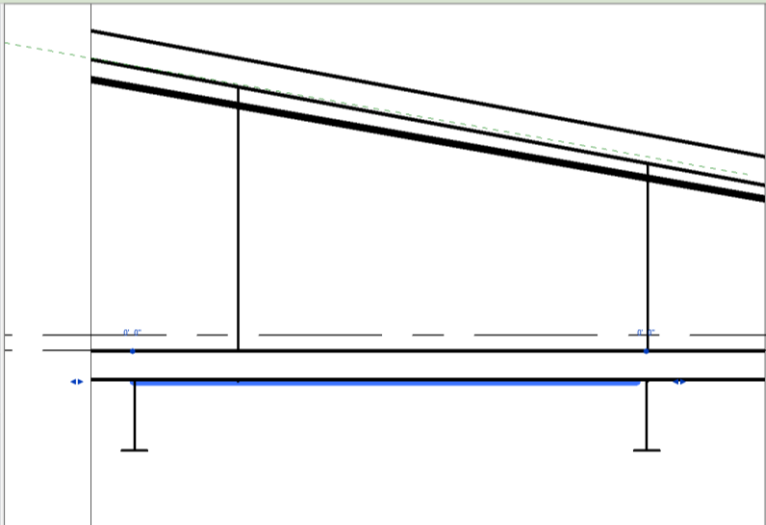
Materials and Finishes

Beam Material	<By Category>
---------------	---------------

Structural


Stick Symbol Locat...	Center of Geomet...
Start Connection	None
End Connection	None
Cut Length	9' 9 15/64"

[Properties help](#)



GROUND FLOOR<sup>1F</sup>

8' - 3"



STRUCTURAL-013112.rvt - Project Browser

Views (all)

- Structural Plans
  - BALCONY
- Floor Plans
  - 1F
  - B.O.ORCHESTRA SLAB FOOTING
  - BF